



राष्ट्रीय परीक्षा एजेंसी
National Testing Agency
Excellence in Assessment



Information Bulletin for
ICAR AIEEA (PG) - 2020
All India Entrance Examination
for Admission to
Master Degree Programs

ACADEMIC SESSION
2020-21



IMPORTANT INFORMATION AND DATES AT A GLANCE

(Please refer to Information Bulletin for details)

1. FEE DETAILS AND IMPORTANT DATES:

Online submission of Application Form (upto 05:00 pm of 31 March, 2020)	01.03.2020 - 31.03.2020	
Last date of successful transaction of fee through Credit/Debit Card/Net-Banking/UPI upto 11:50 pm on 31 March, 2020	01.03.2020 - 31.03.2020	
Fee Payable by candidates	General/Unreserved, Other Backward Classes (OBC)-(NCL)* & UPS**/ EWS***	Rs. 1100 /-
	SC/ST/PwD/ Transgender	Rs. 550/-
	Processing charges & GST are to be paid by the candidate, as applicable	
Correction in particulars of Application Form on website only (No corrections shall be allowed after 02.05.2020)	25.04.2020 - 02.05.2020	
Downloading of Admit Cards from NTA website	08.05.2020	
Date of Examination	01.06.2020	
Duration of Examination	120 minutes (2 hours)	
Timing of Examination	2:30 p.m - 4:30 p.m	
Centre, Date and Shift of Examination	As indicated on Admit Card	
Display of Attempted Question Paper and Provisional Answer Keys	To be announced later	
Websites	www.nta.ac.in , https://icar.nta.nic.in	
Declaration of Result on NTA website	15.06.2020	
Schedule for Online Counselling	To be announced by the ICAR on www.icar.org.in after the declaration of result	

*Other Backward Classes-Non Creamy Layer as per the central list of Other Backward Classes available on National Commission for Backward Classes (NCBC), Government of India website www.ncbc.nic.in. Only the candidates falling in this list may mention OBC in the Category Column. State list OBC candidates who are not in OBC-NCL (Central List) **must choose General/Unreserved.**

** Candidates of Remote and Underprivileged States must check their eligibility before applying.

***As per the OM No. 20013/01/2018-BC-II dated January 17, 2019 issued by the Ministry of Social Justice and Empowerment and the OM No. 12-4/2019-U1 dated 17.01.2019 as well as the Letters No 35-2/2019-T.S.I dated 21.01.2019, 01.02.2019, 04.02.2019 and 15.02.2019 of MHRD Department of Higher Education regarding implementation of reservation for Economically Weaker Sections (EWSs) for admission in Central Educational Institutions.

- Candidates can apply for **AIEEA (PG) 2020 "Online"** on the website <https://icar.nta.nic.in>.
- The Application Form other than online mode will not be accepted, in any case.**
- Only one application is to be submitted by a candidate.**
- Candidates must follow the instructions strictly as given in the Information Bulletin and on NTA website www.nta.ac.in, <https://icar.nta.nic.in>. Candidates not complying with the instructions shall be summarily disqualified.
- Candidates must ensure that e-mail address and Mobile Number provided **in the Online Application Form are their own** as all information/ communication will be sent by NTA through e-mail on **e-mail address or SMS on given Mobile Number only.**
- Instructions for filling Online Application Form :**

- ❖ Download Information Bulletin and Replica of Application Form. Read them carefully to ensure your eligibility.
- ❖ **Follow the 4 steps given below to Apply Online:**
 - ❖ **Step-1: Apply for Online Registration using unique Email Id and Mobile No.**
 - ❖ **Step-2: Fill in the Online Application Form and note down the system generated Application No.**
 - ❖ **Step-3: Upload scanned images of Candidate's Photograph (file size: 10 kb - 200 kb) , Candidate's Signature (file size: 4kb - 30kb) and Thumb impression (file size: 3kb-30kb) in JPG/JPEG format.**
 - ❖ **Step-4: Pay fee using SBI/Syndicate/HDFC/ICICI/Paytm Payment Gateway through Debit Card/Credit Card/Net Banking/UPI and keep proof of fee paid. In case the Confirmation Page is not generated after payment of fee then the transaction is cancelled, and amount will be refunded to the candidate's account. However, the candidate has to make another transaction, in case the Confirmation Page is not generated.**
- ❖ All the 4 Steps can be done together or at separate times.
- 8. Candidates are advised to keep visiting the NTA website and check their e-mails/SMS regularly for latest updates.
- 9. Candidate shall appear at their own cost at the Examination Centre on the date and shift indicated on their Admit Card issued by NTA.
- 10. Any request to change the Examination Centre, Date , Shift and Subject provided on the Admit Card will not be considered under any circumstances.

Note:

1. *The final submission of Online Application Form will remain incomplete if Step 3 and Step 4 are not complete. Such forms will stand rejected and no correspondence on this account will be entertained.*
2. *No request for refund of fee once remitted by the candidate will be entertained by NTA under any circumstances.*
3. *The entire application process of AIEEA (PG) 2020 is online, including uploading of scanned images, Payment of Fees, and Printing of Confirmation Page. **Therefore, candidates are not required to send/submit any document(s) including Confirmation Page to NTA/ICAR through Post/ Fax/E-mail/ by Hand.***

Candidates are **NOT** allowed to carry Instrument/ Geometry/ Pencil box, Handbag, Purse, any kind of Paper/ Stationery/ Textual material (printed or written material), Eatables and Water (loose or packed), Mobile Phone/ Ear Phone/ Microphone/ Pager, Calculator, DocuPen, Slide Rules, Log Tables, Camera, Tape Recorder, Electronic Watches with facilities of calculator, any metallic item or electronic gadgets/ devices in the Examination Hall/Room.

Diabetic students will be allowed to carry eatables like sugar tablets/fruits (like banana/apple/ orange) and transparent water bottle to the Examination Hall. However, they will not be allowed to carry packed foods like chocolates/candy/sandwich etc.

DISCLAIMER

1. Candidates are advised to read the Information Bulletin carefully and go through the instructions regarding filling of Online Application Form given on AIEEA (PG) 2020 website www.nta.ac.in, <https://icar.nta.nic.in> before starting online registration.
2. Candidate should ensure that all information entered during the online registration process is correct.
3. Online information provided by candidates like name of candidate, contact/ address details, category, PwD status, educational qualification details, date of birth, etc during online registration for AIEEA (PG) 2020 will be treated as correct/final and NTA will not entertain, under any circumstances, any request for change in information provided by the candidates.
4. NTA disclaims any liability that may arise to a candidate(s) due to incorrect information provided by the candidate(s) during online registration process.
5. NTA does not edit /modify/alter any information entered by the candidates after completion of application form under any circumstances. Any request for change in information thereafter will not be entertained. Therefore, candidates are advised to exercise utmost caution for filling up correct details in application form.

Usage of Data and Information:

NTA can use the data provided by the End User (test taker in this case) for internal purpose(s) including training, research and development, analysis and other permissible purpose(s).

INDEX

S. No.	Description	Page No.
	<i>Important Information at a Glance</i>	
1	Introduction 1.1 About NTA 1.2 About ICAR 1.3 AIEEA (PG) 2020	1-2
2	General Information 2.1 Major Subject Groups and Sub-Subjects for Degree Programmes 2.2 University-wise and Sub-subject-wise Number of Seats Available for Admission 2.3 Schedule of Examination 2.4 Scheme of Examination 2.5 Syllabus for the Test 2.6 Subject 2.7 Conditions for the award of National Talent Scholarship (NTS)-2020 2.8 Reservation Policy 2.9 Cities for AIEEA (PG) 2020 Examination Centres	3-8
3	Eligibility Criteria and Qualifications 3.1 General Eligibility Criteria to appear in AIEEA (PG) 2020 3.2 Subjectwise Qualifications for Admissions 3.3 Age Limit	9-19
4	Registration and Application Process 4.1 Applying online and submission of Application form 4.2 Replica of Application Form 4.3 Four steps to complete the Application Process 4.4 Application Fee 4.5 Mode and Method of Payment of Fee 4.6 Instructions to be followed while applying 4.7 Admit Card for AIEEA (PG) 2020 4.8 Examination Centre	20-24
5	Conduct of the Examination 5.1 Important Instructions for Candidates 5.2 Provision for PwD Candidates 5.3 Prohibited Materials 5.4 Code of Conduct for the Candidates	25-28
6	Procedure for appearing in Computer Based Test (CBT)	29-31
7	Procedure of Declaration of Result 7.1 Display of Recorded Responses and Answer Keys for Challenges 7.2 Declaration of Result 7.3 Scoring Related Exception Handling 7.4 Percentile and Normalization procedure 7.5 No Re-checking or Re-evaluation Policy	32-33
8	Counselling	34
9	Correspondence with NTA	35
10	Query Redressal System	36
11	Test Practice Centres (TPCS)	37
12	Common Services Centres/Facilitation Centres	38
13	Legal Jurisdiction	39

ANNEXURES		
I	LIST OF EXAMINATION CITY CENTRES	40-41
II	DOMICILE STATE/U.T. CODES	42
III	MAJOR SUBJECT GROUPS AND SUB-SUBJECTS PG ADMISSION THROUGH AIEEA (PG) 2020	43-46
IV	STREAM IN GRADUATION DEGREE	47
V-A	LIST OF GRADUATION COLLEGE/FACULTY CODE/GRADUATION DURATION CODE	48
V-B	LIST OF PRIVATE AGRICULTURAL UNIVERSITIES/COLLEGES (ACCREDITED BY ICAR) WHOSE CANDIDATES PASSED OUT IN INDICATED BACHELOR DEGREE PROGRAMMES ARE ELIGIBLE FOR APPEARING IN AIEEA (PG)-2020	49
VI	LIST OF MASTER'S DEGREE PROGRAMMES AND COLLEGES OF DR. RPCAU, PUSA ACCREDITED BY ICAR	50
VII	PROCESSING CHARGES & GOODS AND SERVICE TAXES (GST) AND PROCEDURE FOR PAYMENT OF FEE	51-52
VIII	COMMON SERVICES CENTRES/FACILITATION CENTRES	53
IX	REPLICA OF AIEEA (PG) 2020 APPLICATION FORM	54-64
X	PROCEDURE TO BE ADOPTED FOR COMPILATION OF NTA SCORES FOR MULTI SESSION PAPERS- NORMALIZATION PROCEDURE	65-67
XI	COMPUTER BASED TEST (CBT)	68-72
XII	NTA: TEST PRACTICE CENTRES (TPCS)	73-82
XIII	CERTIFICATE FOR THE CANDIDATES UNDER PERSONS WITH DISABILITY CATEGORY (PwD)	83
XIV	CERTIFICATE REGARDING PHYSICAL LIMITATION IN AN EXAMINEE TO WRITE	84
XV	LETTER OF UNDERTAKING FOR USING OWN SCRIBE	85
XVI	UNIVERSITY FROM WHERE GRADUATED, SUBJECT STREAM, FACULTY AND DURATION	86-87
XVII	INDICATIVE AND TENTATIVE LIST *OF UNIVERSITIES FOR ADMISSION (BASED ON LAST YEAR) IN MASTER DEGREE PROGRAMMES IN AGRICULTURE AND ALLIED SCIENCE SUBJECTS THROUGH AIEEA (PG)-2020 ALONG WITH CONTACT DETAILS OF REGISTRARS	88-89
XVIII	CASTE CERTIFICATE FOR SCHEDULED CASTE / TRIBE CANDIDATE	90
XIX	CERTIFICATE TO BE PRODUCED BY OTHER BACKWARD CLASSES-NON CREAMY LAYER (OBC-NCL)	91-92
XX	CERTIFICATE TO BE PRODUCED BY ECONOMICALLY WEAKER SECTION (EWS)	93
XXI	SPONSORSHIP CERTIFICATE/DECLARATION BY THE EMPLOYER OF THE CANDIDATE (FOR IN-SERVICE CANDIDATES)	94
XXII	EMPLOYMENT STATUS OF IN-SERVICE CANDIDATES	95

Abbreviations:

AU	Agricultural Universities
AMU	Aligarh Muslim University
BHU	Banaras Hindu University
CAU	Central Agricultural University
CIFE	Central Institute of Fisheries Education
CU	Central University
DARE	Department of Agricultural Research and Education
Dr. RPCAU	Dr. Rajendra Prasad Central Agricultural University
DU	Deemed University
EWS	Economically Weaker Section
IARI	Indian Agricultural Research Institute
ICAR	Indian Council of Agricultural Research
IVRI	Indian Veterinary Research Institute
JRF	Junior Research Fellowship
NAEAB	National Agricultural Education Accreditation Board
NARES	National Agricultural Research and Education System
NDRI	National Dairy Research Institute
OGPA	Overall Grade Point Average
PwD	Persons with Disability
RLB CAU	Rani Lakshmbai Central Agricultural University
SAU	State Agricultural University
SHUATS	Sam Higginbottom University of Agriculture, Technology, and Sciences
SRF	Senior Research Fellowship
PG	Postgraduate
UG	Undergraduate

Chapter-1 INTRODUCTION

1.1 About NTA

The Ministry of Human Resource Development (MHRD), Government of India (GOI) has established National Testing Agency (NTA) as an independent autonomous and self-sustained premier testing organization under Society Registration Act, 1860 for conducting efficient, transparent and international standards tests in order to assess the competency of candidates for admissions to premier higher education institutions.

The objectives of NTA, inter-alia, include:

- i. To conduct efficient, transparent and international standard tests in order to assess the competency of candidates for admission.
- ii. To undertake research on educational, professional and testing system to identify gaps in the knowledge systems and take steps for bridging them.
- iii. To produce and disseminate information and research on education and professional development standards.

The Indian Council of Agricultural Research (ICAR) has entrusted the responsibility of conducting All India Competitive Examinations for admission to Bachelor UG, Masters PG & Ph.D Courses in Agricultural Universities (AUs) and award of **scholarships & fellowships**, to the NTA from 2019 onwards.

1.2 About ICAR

The Indian Council of Agricultural Research (ICAR) is the apex body for coordinating, guiding, and managing research and education in agriculture in the entire country under the aegis of DARE, Ministry of Agriculture and Farmers Welfare. Considering the importance of agricultural education, the University Education Commission (1948) chaired by Dr. S. Radhakrishnan recommended the establishment of Rural Universities in the country. As a result, the first State Agricultural University was established in 1960 at Pantnagar on the pattern of the Land Grant Colleges of the United States.

The ICAR-AU system of India has 74 Agricultural Universities comprising 63 State Agricultural, Veterinary, Horticultural and Fisheries Universities (SAUs), 4 ICAR-DUs, viz. IARI, IVRI, NDRI and CIFE, 3 Central Agricultural Universities (CAU, Imphal, Dr. RPCAU, Pusa and RLB CAU, Jhansi), 4 Central Universities (CUs) having Faculty of Agriculture (BHU, AMU, Viswa Bharati and Nagaland University). The National Agricultural Research, Education and Extension System (NAREES) of India is one of the largest in the world, admitting more than 27,000 graduates, 14,000 post-graduates and 4,700 Ph.Ds annually, in different disciplines of Agriculture and Allied Sciences.

During 2019-20, against the total of 3075 Seats, 2586 candidates were recommended by ICAR for admission to accredited Master degree programmes in 64 accredited AUs under the ICAR-AU system.

1.3 AIEEA (PG) 2020

Students for 25% seats in Master degree programmes in AUs are admitted through AIEEA (PG). All (100%) seats of the four ICAR-DUs namely, Indian Agricultural Research Institute (IARI), Indian Veterinary Research

Institute (IVRI), National Dairy Research Institute (NDRI) and Central Institute of Fisheries Education (CIFE) are also filled up through the same examination.

ICAR AIEEA (PG)-2020 examination for the academic session 2020-21 will be conducted at 88 cities (**Annexure-I**) all over the country enabling participation of a large number of candidates seeking admission in Master degree programmes in AUs in different disciplines of Agriculture, Horticulture, Forestry, Veterinary, Animal Sciences, Agricultural Engineering, Community Science (erstwhile Home Science), Fisheries, Dairy Science and other allied sciences. For postgraduate studies, **ICAR-PG Scholarship**, shall be awarded to 600 candidates based on merit in this examination as per their overall merit-rank and seat availability in different disciplines. The remaining admitted students will be awarded NTS (PGS).

Candidates declared eligible for registration and choice filling for counselling by ICAR will only be considered for allocation of subject and the Agricultural University **There is no provision of direct nomination for admission through ICAR in any Master degree programme without qualifying in ICAR AIEEA (PG).**

Chapter-2 GENERAL INFORMATION

2.1 Major Subject Groups and Sub-Subjects for Degree Programmes

Master degrees are awarded by Agricultural Universities in about 96 sub-subjects under 20 major subject-groups (**Annexure-III**). Candidates should select one Major Subject Group among the subjects given in for appearing in the Entrance Examination, based on the compatibility with their own subject area at graduation (UG) level **Annexure-IV**. The sub- subject choices, within the Major Subject-Group in which the candidate qualifies the entrance examination, will be available at the time of online counseling.

2.2 University-Wise and Sub Subject–Wise Number of Seats Available for Admission

The numbers of ICAR seats and ICAR PG Scholarship/NTS (PG) in various subjects/Sub-subjects for the Academic Session 2020–21 will be displayed on ICAR website www.icar.org.in at the time of counselling.

2.3 Schedule of AIEEA (PG) 2020

Schedule for important examination related activities has been given below. However, candidates are requested to keep themselves updated about the schedule through NTA and ICAR websites www.nta.c.in, <https://icar.nta.nic.in> and www.icar.org.in.

Schedule of AIEEA (PG) 2020

Online submission of Application Form (upto 05:00 pm of 31 March, 2020)	01.03.2020-31.03.2020
Last date of successful transaction of fee through Credit/Debit Card/Net-Banking/UPI upto 11:50 pm of 31 March, 2020	01.03.2020-31.03.2020
Correction in particulars of Application Form on website only (No corrections shall be allowed after 02.05.2020)	25.04.2020-02.05.2020
Downloading of Admit Cards from NTA website	08.05.2020
Dates of Examination	01.06.2020
Duration of Examination	120 minutes (2 hours)
Timing of Examination	2:30 p.m -4:30 p.m
Centre, Date and Shift of Examination	As indicated on Admit Card
Display of Attempted Question Paper and Provisional Answer Keys	To be announced later
Websites	www.nta.ac.in , https://icar.nta.nic.in
Declaration of Result on NTA website	15.06.2020
Schedule for Online Counselling	To be announced by the ICAR on icar.org.in after the declaration of result

Other Backward Classes-Non Creamy Layer as per the central list of Other Backward Classes available on National Commission for Backward Classes (NCBC), Government of India website www.ncbc.nic.in. Only the candidates falling in this list may mention OBC in the Category Column. State list OBC candidates who are not in OBC-NCL (Central List) **must choose **General/Unreserved**.*

****** Candidates of Remote and Underprivileged States must check their eligibility before applying.

*******As per the OM No. 20013/01/2018-BC-II dated January 17, 2019 issued by the Ministry of Social Justice and Empowerment and the OM No. 12-4/2019-U1 dated 17.01.2019 as well as the Letters No 35-2/2019-T.S.I dated 21.01.2019, 01.02.2019, 04.02.2019 and 15.02.2019 of MHRD Department of Higher Education regarding implementation of reservation for Economically Weaker Sections (EWSs) for admission in Central Educational Institutions.

2.4 Scheme of Examination

The test of AIEEA (PG) 2020 has a single paper of 2 hours duration. Details of the test are given below:

Mode of Examination	LAN Based CBT (Computer Based Test)
Duration	120 minutes (2 hours)
Number of Questions	120
Type of Questions	Multiple Choice Questions
Scoring	<ul style="list-style-type: none">• 4 marks for each correct response• -1 mark for each incorrect response (negative scoring)• 0 for non-attempt
Medium of Paper	English only

2.5 Syllabus for the Test

The Question Papers for the test shall be based on the syllabus prescribed by the ICAR, which is available at the website www.icar.org.in

2.6 Subjects

Candidates must ensure their subject or discipline-specific criteria before selecting subject or discipline for admission as given under section 3.2.

2.7 Conditions for the award of ICAR-PG Scholarship and National Talent Scholarship (PG)-2020

- ICAR-PG Scholarship will be awarded to meritorious candidates seeking admission in the Agricultural Universities where Master degree programme consists of course and research work. Candidates already pursuing Master degree programme can also apply for fresh admission and compete for ICAR- PG Scholarship provided they have not completed one year of their Master degree programme on the date of examination.
- The ICAR- PG Scholarship would be awarded for two years from the date of registration in the Master degree programme. For graduates with 10+2+3, if admitted in IARI and NDRI and awarded ICAR- PG Scholarship, no fellowship would be payable during the first year of their degree program, i.e. while completing remedial courses in the first year. No extension in ICAR- PG Scholarship duration beyond 2 years will be granted. In case the fellowship allotted to a candidate is vacated for any reason, the same will not be allotted/transferred to any other candidate even if there are candidates next to him/her in the merit in same or other subject group. ICAR- PG Scholarship awardees of last year(s), even if in merit, will not be awarded ICAR-PG Scholarship again; however, admission would be granted to them as per their merit rank.
- Further, if ICAR- PG Scholarship holder seeks fresh admission, entire amount of scholarship received by him/her shall have to be refunded back to the university with Interest. The scholarship will be at the rate of Rs. 12,640/- per month together with a contingent grant of Rs. 6,000/- per year for procurement of essential chemicals, equipments, books and travel connected with the

research work. Not more than 50% of the contingent grant will be spent for purchase of books. All purchases are to be made with the approval of the Major Advisor/Chairman of Student Advisory Committee.

- All candidates who have been awarded ICAR-PG Scholarship have to execute a surety Bond of appropriate amount as per University rules and regulations at the time of registration in the University. The AU will ensure that if the candidate leaves before completion of the programme, he /she refunds the scholarship amount drawn by him /her to the Council.
- To get ICAR- PG Scholarship, the candidate must pursue Master's degree from an AU in a state different from the one where the AU of his/her Bachelor's degree is located, i.e. AUs of Bachelor's degree and Master Degree should be located in different states. This condition, however, shall not apply for admission to NDRI, Karnal where admissions to 100% seats of Bachelor's degree programme are made on the basis of All India Entrance Examination conducted by ICAR). The candidates passed out from IVRI, Bareilly shall also be exempted from this condition subject to fulfilment of other prescribed requirements for the award of ICAR-PG Scholarship.
- The non-PG Scholarship/NTS(PG) candidates shall be eligible to get revised National Talent Scholarship (NTS) of Rs. 5,000/- per month for two years provided they join Master degree programme in an AU located in a state different from their state of domicile. For further details, the candidates may see the Guidelines for NTS (2016) available at [http://www.icar.org.in/files/FINALGuidelines\(GNTS\)-26072016.pdf](http://www.icar.org.in/files/FINALGuidelines(GNTS)-26072016.pdf). Even the candidates who do not want to avail NTS (PG) have to mandatorily seek admission in an AU different from the one from where they have graduated.
- The award of PG scholarship and NTS (PG) shall be governed by the rules and regulations issued and as amended by the Council from time to time in this regard. After the admission, under no circumstances, the request for change of subject and the university will be entertained from the candidates/parents.

Note:

- **5% reservation in PG Scholarship for PwD category will be horizontal across all categories, i.e. such candidates would draw Scholarship from the GEN/SC/ST category to which they belong. If the PG Scholarship is not available in a particular category to which the PwD candidate belongs then the same would be drawn from Gen. category, if available.**
- From Academic Session 2017-18, the criteria for PG Scholarship (erstwhile JRF) distribution, based on total number of seats in each subject, has been changed to average number of aspirants actually appeared in the AIEEA (PG) in the preceding three years. The number of PG Scholarships is tentative and may vary depending on the actual number of candidates actually appeared for the examination in a particular Major Subject. It will finally be known only at the time of counseling.
- There will be no transfer of ICAR-PG Scholarship even if a candidate awarded PG Scholarship at the time of counseling leaves the degree programme in between for any reason.
- There is no reservation of ICAR- PG Scholarship for candidates of Gen-EWS, OBC (NCL) and UPS category. They would be entitled for ICAR- PG Scholarship based on overall merit.

- PG Scholarship & NTS (PG) shall be awarded only after the completion of Online Counselling.
- The candidates are informed that in accordance with the decision taken during XVI Meeting of National Agricultural Education Accreditation Board (NAEAB) held on 28.03.2016, the admissions to the Master's degree programmes of RLBCAU, Jhansi shall be made through ICAR's AIEEA (PG). However, it has been decided by the Council that w.e.f. the Academic Session 2020-21, the candidates recommended for admission to these programmes shall not be eligible for the award of ICAR-PG Scholarship and NTS (PG). Such candidates **may be provided** scholarship by RLBCAU, Jhansi from its budget w.e.f. the Academic Session 2020-21.
- Similarly, in accordance with the decision taken during XIX Meeting of National Agricultural Education Accreditation Board (NAEAB) held on 20.03.2017, the admissions to the non-accredited Master's degree programmes or non-accredited colleges of Dr. RPCAU, Pusa shall be made through ICAR's AIEEA (PG). However, it has been decided by the Council that w.e.f. the Academic Session 2020-21, the candidates recommended for admission to these programmes shall not be eligible for the award of ICAR-PG Scholarship and NTS (PG). **Such candidates may be provided** scholarship by Dr. RPCAU, Pusa from its budget w.e.f. the Academic Session 2020-21. The award of ICAR-PG Scholarship and NTS (PG) to the candidates recommended for admission to Dr. RPCAU, Pusa may be considered in future subject to accreditation of such programmes by the Council. The list of ICAR accredited Master's degree programmes and Colleges of Dr. RPCAU, Pusa is given at **Annexure-VI**.
- However, the students who are already enrolled in non-accredited Master's degree programmes in non-accredited colleges and received the letter of award of the PG Scholarship and NTS (PG) from the ICAR shall continue to avail the same in accordance with the prescribed rules and regulations of the scholarship issued by the Council in this regard.
- The award of ICAR-PG Scholarship and NTS (PG) to the candidates recommended for admission to RLBCAU, Jhansi and Dr. RPCAU, Pusa may be considered in future subject to accreditation of the university, Master's degree programmes and Colleges by the Council.

2.8 Reservation Policy

A. SC/ST/OBC-(NCL)/EWS/PwD in each Category

- (i) There would be reservation of seats as well as ICAR-PG Scholarship to the extent of 15% for Scheduled Caste and 7.5% for Scheduled Tribe candidates in different disciplines. The reservation of seats among SC/ST categories is interchangeable i.e., if sufficient number of candidates are not available to fill up the seats as well as PG Scholarship reserved for ST candidates, these can be filled up from among suitable SC candidates and vice-versa in a given subject as per merit-rank in examination. The original SC/ ST certificate in prescribed form (**Annexure-XVIII**) is required to be produced for verification at the time of admission. Depending on merit and choice, they can also take seat from the General/Unreserved Category.
- (ii) Reservation for candidates belonging to Central OBC-NCL category would be available at BHU, SASARD Nagaland University, CAUs, CIFE, IARI, IVRI and NDRI Universities as per the

latest Government of India directives applicable at the time of counseling and Hon'ble SC Judgment dated 18th August, 2011 and communication of seats by these universities at the time of counseling. Candidates claiming admission under this category have to produce a Central OBC certificate as per specimen enclosed in **Annexure-XIX**.

- (iii) Reservation of seats for EWS shall be in accordance with the Gazette Notification No. DL-(N)/04/0007/2003-19, dated 12 January, 2019, Ministry of Law and Justice (Legislative Department), Govt. of India or any further related Govt. of India directive(s) applicable at the time of counseling. The provision shall be applicable only for admission to Central Educational Institutions and not to SAUs and minority educational institutions, if any, under the ICAR-AU system. The unfilled seats remaining under Gen-EWS category will be de-reserved to Unreserved (UR)/OPEN category seats. The certificate format for EWS candidate is given at **Annexure – XX**.
- (iv) Five percent seats are reserved, **horizontally across the categories** in different subjects, for Persons with Disability (PwD) candidates suffering from low vision, hearing impairment, locomotors disability or cerebral palsy with appropriate medical certificate having at least 40% disability and found suitable by the Counseling Committee/University official. The candidate applying for admission under this category should submit a copy of the certificate about being PwD from a Govt. Hospital/Medical Board at the time of admission in allotted University as specimen (**Annexure–XIII**). The criteria for assessing the degree of handicap could be variable from one subject to another. The decision of the University allotted will be final in this regard. If seat is not available in a particular Category to which the PwD candidate belongs, then the same would be drawn from General Category/Unreserved Category depending upon the availability.

B RESERVATION FOR REMOTE AND UNDER PRIVILEGED STATES/UT (UPS)

Two percent seats under each discipline would be reserved, horizontally, across categories for the candidates of the remote and under privileged States/UTs namely (i) Andaman & Nicobar Island, (ii) Arunachal Pradesh, (iii) Dadra and Nagar Haveli, (iv) Daman & Diu, (v) Goa, (vi) Lakshadweep, (vii) Manipur, (viii) Meghalaya, (ix) Mizoram, (x) Nagaland, (xi) Sikkim (xii) Tripura and (xiii) Ladakh, where educational facilities in agriculture and allied science subjects either do not exist or have no SAU(s) and who qualify this examination. UPS candidates will have to produce domicile certificate issued by the competent authority at the time of admission. There will not be any State quota within this quota.

Note:

1. Candidates need to refer to ICAR website (www.icar.org.in) regarding detail information regarding reservation of seats and/or allocation of scholarship/fellowships for SC/ST/OBC (NCL)/ PwD/UPS/EWS in each category.
2. The responsibility for verification of the genuineness of SC/ST/OBC (NCL), PwD and UPS certificate will be of the concerned AU & ICAR System where the candidate has been granted admission on the basis of counseling.

2.9 Cities for AIEEA (PG) 2020 Examination Centres

The Centres-Cities where the AIEEA (PG) 2020 will be conducted are given in (**Annexure-I**). While applying candidates have to select any **four cities** of their choice for AIEEA (PG) 2020. The efforts will

be made to allot city of examination to the candidates in order of the choice opted by them in their application form. However, due to administrative reasons, a different city of nearby area may be allotted.

- NTA can change/shift the examination city centre opted by the candidate to another nearby centre, if number of candidates are more at any examination city centre.
- **The Examination City Centre, once opted, shall not be changed.**

The decision of the NTA regarding allotment of Centre, Date and Shift shall be final. No further correspondence or request shall be entertained in such case.

Chapter-3

ELIGIBILITY CRITERIA AND QUALIFICATIONS

3.1 General Eligibility Criteria to appear in AIEEA (PG) 2020

- i. In order to appear in ICAR-AIEEA (PG) 2020, an Indian national candidate must ensure that he/she fulfills the eligibility requirements for the examination as well as admission as detailed in the Information Bulletin. Applying for AIEEA (PG) 2020, appearing in the examination and qualifying the same does not necessarily mean acceptance of eligibility. The applicant for a particular Subject must satisfy the eligibility criteria as specified in this Information Bulletin (or its amendments / corrections).

- No certificates are required to be uploaded along with the online application at the time of online submission.
- The documents / certificates etc., shall be verified directly at the time of admission in the admitting university. In case the candidate is found not-eligible at any stage, his/her candidature would be summarily rejected and admission will be cancelled.

Filling of ICAR quota seats in PG programmes in Agricultural Universities (under the ICAR-AU system) will be permitted only for the programmes, colleges and Universities accredited by the ICAR.

- ii. Candidate should note that for admission to Master's degree programmes through entrance examination conducted by NTA, only the candidates having passed graduation with four/six (10+6 B.Sc. Ag.)/five years' (B.V.Sc. & AH) degree programme from any public funded/Govt. institution will be eligible. Candidates passed out from private Agricultural Universities/Colleges not accredited by ICAR, even though affiliated to public funded/Govt. are not eligible for admission through this examination. Only those candidates from Private Agricultural Universities/Colleges (accredited by ICAR) are eligible to appear in the examination who have completed their degree in programmes accredited by ICAR. Further, in case any degree from a particular college/university is not considered for admission by an Agricultural University or any particular college/university has been derecognized by VCI/UGC or due to any Court directives (present or future), ICAR will not be responsible for admitting students of that college/university in the Universities not willing to admit such candidates. **The list of private Agricultural Universities/Colleges accredited by ICAR whose candidates are eligible to appear in the AIEEA (PG)-2020 examination is given at Annexure-V-B. The candidates having Bachelor's degree with 3 years' duration will not be considered for admission through ICAR AIEEA (PG) 2020 in AUs under ICAR-AU system except in few courses at two ICAR-DUs, viz. IARI and NDRI for which the eligibility criteria of the concerned ICAR-DU, including admission of graduates having passed with 3 years' degree, would prevail for admission.**
- iii. The Candidate must have passed Bachelor degree examination securing Overall Grade Point Average (OGPA) of at least 6.60/10.00 in ten-point scale, 3.25/5.00 in five-point scale, 2.60/4.00 in four-point scale for General, OBC, UPS and EWS categories whereas for

SC/ST/Person with Disability (PwD) candidates, the said requirement is an OGPA of at least 5.60/10.00, 2.75/5.00, 2.20/4.40, respectively. In other cases, where grade points are not awarded and only marks are awarded, the candidate must have secured at least 60% marks for General, OBC, UPS and EWS categories whereas for SC/ST/PwD categories the requirement is 50% marks. (Please note that equivalence between OGPA and % marks will not be acceptable). There will be no rounding-off of the OGPA/percentage of marks of qualifying examination while deciding the basic eligibility of any candidate for admission e.g. if a candidate obtained 49.99% marks in his/her qualifying examination, then it will not be rounded-off to 50%.

- iv. For admission in M.V.Sc., candidates must have completed B.V.Sc. & A.H. with internship before the date of admission in the allotted university.
- v. The candidates must complete the graduate degree in all respects and should have all the degree-completion requirements at the time of Counseling/admission in the university failing which they will not be considered for admission and the award of scholarship. Please note that ICAR/University will NOT be held responsible for denial of admission to non-eligible candidates.

Candidates reporting for the admission in the allotted university must have final year/final semester result in hand clearly indicating final OGPA/CGPA or final percentage of marks where grade points are not awarded. Candidates will be required to produce Provisional/Degree certificate of qualifying graduate examination issued by the university for this purpose. The candidates who do not have the PDC/Degree certificate, have to mandatorily produce a certificate from the Registrar of the concerned university specifically indicating that **the candidate has fulfilled all the requirements for the award of Bachelor degree. His/her Final OGPA/Percentage of marks at the end of final semester/year along with likely date of issuance of PDC/Degree must be mentioned.** The candidates should note that the university may deny admission in case the PDC is not produced at the time of admission at the university. No correspondence shall be entertained by the Council in this regard.

3.2 Instructions for in-service candidates

1. The in-service candidates will qualify for admission only if they come in the overall merit list of their concerned Subject and produce the Sponsorship Certificate/Declaration by their employer (**Annexure-XXI**) for verification at the time of counselling.
2. The in-service candidates must be working in ICAR Institutes, ICAR-DUs, SAUs, CAUs, CUs having faculty of agriculture, Central Government/State Government Departments dealing in Agriculture and Allied Sectors and Public Sector Undertakings dealing with Agriculture and Allied Sectors (**Annexure-XXII**).
3. The in-service candidates qualifying for admission will arrange for study leave/leave of the kind due from their respective organizations themselves and ICAR will not intervene in this regard.
4. In-service candidates must retain the computer generated hard copy of confirmation page of the application along with Sponsorship Certificate, in original, for showing to the university officials in the event of their qualifying the examination and recommendation for admission to the concerned university.

5. ***In no case, the computer generated hard copy of confirmation page of the application and Sponsorship Certificate (Declaration by the employer) should be sent by the candidate either to NTA or ICAR.***
6. The counselling of in-service candidates seeking admission on seats reserved for the purpose at ICAR-DUs (ICAR-IARI, ICAR-IVRI, ICAR-NDRI and ICAR-CIFE) will be done at respective ICAR-DU level only. Such candidates are, therefore advised to remain in touch with the respective ICAR-DU's website for further details such as no. of seats, eligibility requirements, counselling schedule, etc.

3.2 Eligibility Qualifications for Admission to different Subjects

Candidates must ensure their subject or discipline specific criteria before selecting subject or discipline for admission.

Subject/ Discipline	Eligibility Qualifications for SAUs/CAUs etc. (4/5/6 years Bachelors' degree in)	Alternate Qualifications for (1) IARI, (2) IVRI, (3) NDRI & (4) CIFE	Eligibility	Applicable at
01-PLANT BIOTECHNOLOGY				
1.1 Plant Bio- Chemistry/ Bio.Chem.	B.Sc. Ag./Horti. or B.Sc. (Hons.) Agriculture/ Horticulture.	B.Sc. (10+ 2+3 yrs. system)		IARI
1.2 Plant Biotech & Molecular Biology/ Biotech.	B.Sc. Ag./Horti./Forestry/ Seri./ Biotechnology or B.Sc. (Hons.) Agriculture/ Horticulture/Forestry/ Sericulture/ Biotechnology.	B.Sc. (10+ 2+3 system)		IARI
1.3 Plant/ Crop Physiology	B.Sc. Ag./Horti. or B.Sc. (Hons.) Agriculture/ Horticulture.	B.Sc. (10+ 2+3 system)		IARI
02- PLANT SCIENCES				
			Alternate Eligibility Qualification for (1) IARI, (2) IVRI, (3) NDRI &(4) CIFE	Applicable at
2.1 Plant Breeding and Genetics	B.Sc. Ag./Horti./Forestry or B.Sc. (Hons.) Agriculture/ Horticulture/Forestry.	B.Sc. (10+ 2+3 system)		IARI
2.2 Plant Pathology	B.Sc. Ag./Horti./Forestry or B.Sc. (Hons.) Agriculture/ Horticulture/Forestry.	B.Sc. (10+ 2+3 system)		IARI
2.3 Agricultural Microbiology/ Microbiol.	B.Sc. Ag./Horti. or B.Sc. (Hons.) Agriculture/ Horticulture.	B.Sc. (10+ 2+3 system)		IARI
2.4 Seed Science & Technology	B.Sc. Ag./Horti./Forestry or B.Sc. (Hons.) Agriculture/ Horticulture/Forestry.	B.Sc. (10+ 2+3 system)		IARI
2.5 Plant Genetic resources	B.Sc. Ag./Horti./Forestry or B.Sc. (Hons.) Agriculture/ Horticulture/Forestry.	B.Sc. (10+ 2+3 system)		IARI

03- PHYSICAL SCIENCE			
3.1 Agricultural /Agro. Meteorology	B.Sc. Ag./Horti./Forestry or B.Sc. (Hons.) Agriculture/ Horticulture/Forestry.	-	-
3.2 (a) Soil Science & Agril. Chemistry	B.Sc. Ag./Horti. or B.Sc. (Hons.) Agriculture/ Horticulture .	B.Sc. (10+ 2+3 system)	IARI
(b) Soil Conservation & Water Mgmt./ SWC	B.Sc. Ag./Horti./Forestry or B.Sc. (Hons.) Agriculture/ Horticulture/Forestry.	-	-
(c) Irrigation & WaterMgmt.	B.Sc. Ag./Horti. or B.Sc. (Hons.) Agriculture/ Horticulture.	-	-
3.3 Agril. Physics	B.Sc. Ag./Horti. or B.Sc. (Hons.) Agriculture/ Horticulture.	B.Sc. (10+ 2+3 system)	IARI
3.4 Agril. Chemicals	B.Sc. Ag./Horti./Forestry or B.Sc. (Hons.) Agriculture/ Horticulture/Forestry.	B.Sc. (10+ 2+3 system)	IARI
3.5 Environmental Science	B.Sc. Ag./Horti./Forestry or B.Sc. (Hons.) Agriculture/ Horticulture/Forestry.	B.Sc. (10+ 2+3 system)	IARI

Subject/ Discipline	Eligibility Qualification for SAUs/CAUs etc.(4/5/6 years Bachelors' degree in)	Alternate Eligibility Qualification for (1) IARI, (2) IVRI, (3) NDRI &(4) CIFE	Applicable at
4-ENTOMOLOGY AND NEMATOLOGY			
4.1 Agricultural /Horticultural	B.Sc. (Ag.)/ Horti./ Forestry/ Sericulture or B.Sc. (Hons.) Agriculture/ Horti./Forestry/	B.Sc. (10+ 2+3 system)	IARI
4.2 Nematology	B.Sc. (Ag.)/ Horticulture / Forestry or B.Sc. (Hons.) Agriculture/ Horticulture/ Forestry.	B.Sc. (10+ 2+3 system)	IARI
4.3 Apiculture	B.Sc. (Ag.)/ Horticulture / Forestry or B.Sc. (Hons.) Agriculture/ Horticulture/ Forestry.	-	-
4.4 Sericulture	B.Sc. (Ag.)/ Horti./ Forestry/ Sericulture or B.Sc. (Hons.) Agriculture/ Horti./Forestry/ Sericulture.	-	-
4.5 Plant Protection	B.Sc. (Ag.)/ Horti./ Forestry/ Sericulture or B.Sc. (Hons.) Agriculture/ Horti./Forestry/ Sericulture.	-	-
5-AGRONOMY			
5.1 Agronomy	B.Sc. Ag. or B.Sc. (Hons.) Agriculture.	B.Sc. (Ag.)/ B.Sc. (Ag.) Hons/ B.Sc. (Ag. & AH)	NDRI
5.2 Tea Husbandry & Technology	B.Sc. Ag./Horti./Forestry or B.Sc. (Hons.) Agriculture / Horti./Forestry.	-	-

Subject/ Discipline	Eligibility Qualification for SAUs/CAUs etc.(4/5/6 years Bachelors' degree in)	Alternate Eligibility Qualification for (1) IARI, (2) IVRI, (3) NDRI & (4) CIFE	Applicable at
06-SOCIAL SCIENCES			
6.1 Agricultural Economics	B.Sc. Ag./ Horticulture/ Agril. Marketing and Co-operation/Forestry or B.Sc. (Hons.) Agriculture/ Horticulture/ Agril. Marketing and Co-operation/Forestry.	B.Sc. Dairying/ B.Sc. Dairying (DT)/ B. Tech.(DT)/ B.V.Sc. & AH/ B.Sc. (Animal Sciences) /B.F.Sc.	IARI

6.2 Dairy Economics	B.Sc. (Dairy Tech.)/ B.Tech. Dairy Engg./ B.V.Sc. & A.H.	B.Sc. Dairying/ B.Sc. Dairying (DT)/ B. Tech.(DT)/ B.V.Sc. & AH/ B.Sc. (Animal Sciences) /B.Sc. (Ag.)/B.Sc. Home Science./ B.Sc.(Agri./Horti./Ag. Marketing & Co-operation)	NDRI
6.3 Agri. Exten./ Extn. Education/ Communication	B.Sc. Agriculture/ Horticulture/ Forestry/ Sericulture/ B.Sc. (Hons.) Agriculture/ Horticulture/ Forestry/ Sericulture.	B.Sc. Dairying/ B.Sc. Dairying (DT)/ B. Tech.(DT)/ B.V.Sc. & AH/ B.Sc. (Animal Sciences) /B.F.Sc.	IARI
6.4 Dairy Extension Education	B.Sc. Dairying (DT/DH)/ B. Tech. (DT) /B.V.Sc. & A.H.	B.Sc. Dairying/ B.Sc. Dairying (DT/DH)/ B.Tech. (DT)/ B.V.Sc. & AH/ B.Sc. (Animal Sciences)/ B.Sc. (Ag.) / B.Sc. (Ag. & AH)/ B.Sc.(Ag.) Honors/ B.Sc. Home Science (with elective Extension Education).	NDRI
07- STATISTICAL SCIENCES			
7.1 Agricultural Statistics	B.Sc. Agriculture/ Horti. /Forestry/ Sericulture/ Agricultural Marketing & Coop./B.F.Sc./ Veterinary Sciences/ B.Tech. in Agril. Engg. or B.Sc. (Hons.) Agriculture/ Horti. /Forestry/ Sericulture/ Agricultural Marketing & Coop./ B.F.Sc./ Veterinary Sciences/ B.Tech. in Agril. Engg.	B.Sc. (10+2+3 system)	IARI
7.2 Computer Application	B.Sc. Agriculture/ Horti. /Forestry/ Sericulture/ Agricultural Marketing & Coop./ Veterinary Sciences/ B.Tech. in Agril. Engg. or B.Sc. (Hons.) in Agriculture/ Horti./Forestry/ Seri./ Agril. Mktg. & Coop./ Veterinary Sciences/ B.Tech. in Agril. Engg.	B.Sc. (10+2+3 system)	IARI
7.3 Bioinformatics	B.Sc. Agril./Horticulture/Forestry /B.F.Sc. /B.Sc. (Hons.) Agric./Horticulture/Forestry /B.F.Sc./B.Sc. Agril. Engg / B. Tech. Agril. Engg.	B.Sc. (10+2+3 system)	IARI

Subject/ Discipline	Eligibility Qualification for SAUs/CAUs etc.(4/5/6 years Bachelors' degree in)	Alternate Eligibility Qualification for (1) IARI, (2) IVRI,(3) NDRI & (4) CIFE	Applicable at
08- HORTICULTURE			
8.1 Horticulture	B.Sc. Agriculture/ Horticulture or B.Sc. (Hons.) Agriculture/ Horticulture.	-	-
8.2 Vegetable Crops or Sci./ Olericulture	B.Sc. Agriculture/ Horticulture or B.Sc. (Hons.) Agriculture/ Horticulture.	-	-
8.3 Pomology/Fruit Sc., Fruit Sci. & Hort. Technology	B.Sc. Agriculture/ Horticulture or B.Sc. (Hons.) Agriculture/ Horticulture.	-	-
8.4 Post-Harvest Technology of Horticultural Crops	B.Sc. Agriculture/ Horticulture or B.Sc. (Hons.) Agriculture/ Horticulture.	-	-

8.5 Floriculture and Landscaping Architecture	B.Sc. Agriculture/ Horticulture or B.Sc. (Hons.) Agriculture/ Horticulture.	-	-
8.6 Plantation Spices, Medicinal & Aromatic Crops	B.Sc. Agriculture/ Horticulture or B.Sc. (Hons.) Agriculture/ Horticulture.	-	-
09-FORESTRY/ AGROFORESTRY AND SILVICULTURE			
9.1 Forest Production & Utilization	B.Sc. Forestry or B.Sc. (Hons.) Forestry.	-	-
9.2 Silviculture & Agroforestry	B.Sc. Forestry or B.Sc. (Hons.) Forestry.	-	-
9.3 Tree Physiology and Breeding	B.Sc. Forestry or B.Sc. (Hons.) Forestry.	-	-
9.4 Agroforestry	B.Sc. Forestry or B.Sc. (Hons.) Forestry.	-	-
9.5 Forest NRM/Forest Mgmt. & Utilization	B.Sc. Forestry or B.Sc. (Hons.) Forestry.	-	-
9.6 Plantation Technology	B.Sc. Forestry or B.Sc. (Hons.) Forestry.	-	-
9.7 Wildlife Sci. (Forestry)	B.Sc. Forestry or B.Sc. (Hons.) Forestry.	-	-
9.8 Wood Science	B.Sc. Forestry or B.Sc. (Hons.) Forestry.	-	-
Subject/ Discipline	Eligibility Qualification for SAUs/CAUs etc.(4/5/6 years Bachelors' degree in)	Alternate Eligibility Qualification for (1) IARI, (2) IVRI, (3) NDRI &(4) CIFE	Applicable at
10- AGRICULTURAL ENGINEERING & TECHNOLOGY			
10.1 Soil and Water Cons Engg./Soil & Water Engg.	B.Tech. Agril. Engg./ Mechanical/Civil/Elect./ Electronics.	-	-
10.2 Irrigation and Drainage Engg./ Irr. Water Mgmt. Engg.	B.Tech. Agril. Engg./ Mechanical/Civil/Elect./ Electronics.	-	-
10.3 Post-Harvest Technology/Processing & Food Engg.	B.Tech. Agril. Engg./ Agric. & Food Engg./ Mechanical/Civil/Elect./ Electronics/ Food Engg./ Process and Food Engg./Chemical Engg.	-	-
10.4 Farm Machinery and Power Engg.	B. Tech. Agril. Engg./ Mechanical/Civil/Elect./ Electronics/ Production Engg.	-	-
10.5 Renewable Energy Engg.	B.Tech. Agril. Engg./ Agric. & Food Engg./ Mechanical/Civil/Elect./ Electronics/ Production Engg./ Food Engg./ Process and Food Engg.	-	-
11- WATERSCIENCE & TECHNOLOGY			
11.1 Water Science & Technology	B.Sc. (Agriculture)/ Horticulture or B.Sc. (Hons.)(Agriculture)/Horticulture/B. Tech. (Agri. Engg.).	-	-

12- HOME SCIENCE (CURRENTLY RENAMED AS COMMUNITY SCIENCE)			
12.1 Food & Nutrition	B.Sc. Community Science/Home Science or B.Sc. (Hons.) Community Science/Home Science.	-	-
12.2 Human Development and Family Studies	B.Sc. Community Science/Home Science or B.Sc. (Hons.) Community Science/Home Science.	-	-
12.3 Home Management/Family Resource Management	B.Sc. Community Science/Home Science or B.Sc. (Hons.) Community Science/Home Science.	-	-
12.4 Clothing and Textile/ Textile & Apparel Designing	B.Sc. Community Science/Home Science or B.Sc. (Hons.) Community Science/Home Science.	-	-
12.5 Home Science Extn./Edn.,/ Extn. & Comm. Mgmt.	B.Sc. Community Science/Home Science or B.Sc. (Hons.) Community Science/Home Science.	-	-

Subject/ Discipline	Eligibility Qualification for SAUs/ CAUs etc. (4/5/6 years Bachelors' degree in)	Alternate Eligibility Qualification for (1) IARI, (2) IVRI, (3) NDRI & (4) CIFE	Applicable at
13-ANIMAL BIOTECHNOLOGY			
13.1 Animal Biotechnology	B.V.Sc. & A.H.	B.Sc. Dairying/ B.Sc. Dairying (DT/DH) /BE/ B.Tech. (Biotechnology)/ B.Tech. in (Chemical Engg./Biochemical Engg./Food Tech./ Fermentation Tech.)/ B.V.Sc. & AH /B. Pharma/ Biotechnology/ B.Sc.(10+2+3 system).	NDRI
13.2 Veterinary/ Animal Biochemistry	B.V.Sc. & A.H.	B.Sc. Biochemistry/ B.Sc.(Hons) Biochemistry/ Biotechnology/ Biomedical Sci./ B.V.Sc. & A.H./ B.Sc.(10+2+3 system). B. Tech./ B.E. in Biotech. /Dairy Tech./ Food Tech.	NDRI

Subject/ Discipline	Eligibility Qualification for SAUs/CAUs etc.(4/5/6 years Bachelors' degree in)	Alternate Eligibility Qualification for (1) IARI, (2) IVRI, (3) NDRI &(4) CIFE	Applicable at
14-VETERINARY SCIENCE			
14.1 Veterinary Anatomy / Veterinary Anatomy & Histology	B.V.Sc. & A.H.	-	-
14.2 Vety. Gynecology and Obst./ Ani. Reproduction	B.V.Sc. & A.H.	-	-
14.3 Vety. Medicine (Clinical/Preventive)	B.V.Sc. & A.H.	-	-
14.4 Vety. Parasitology	B.V.Sc. & A.H.	-	-
14.5 Vety. Pharmacology and Toxicology	B.V.Sc. & A.H.	-	-

14.6 Vety. Pathology	B.V.Sc. & A.H.	-	-
14.7 Wildlife Sci./ Wildlife Health Mgt.	B.V.Sc. & A.H.	-	-
14.8 Vety. Virology	-	B.V.Sc. & A.H.	IVRI
14.9 Vety. Immunology	-	B.V.Sc. & A.H.	IVRI
14.10 Vety. Microbi. & Immunology/ Bacteriology	B.V.Sc. & A.H.	-	-
14.11 Vety. Surgery & Radiology	B.V.Sc. & A.H.	-	-
14.12 Vety. Public Health & Epidemiology/ Vety. Public Health/ Vety. Epidemiology/ Vety. Epidemiology & Preventive Medicine	B.V.Sc. & A.H.	-	-
15-ANIMAL SCIENCES			
15.1 Animal Husbandry/ Dairy Sci.	B.Sc. Ag./B.Sc.(Hons.) Agric./B.Sc. (Dairying) /B.Sc. (Dairy)	-	-
15.2 Animal Genetics and Breeding	B.V.Sc. & A.H.	B.V.Sc.&AH/ B.Sc. Dairying/ B.Sc. (Dairying & AH)/ B.Sc. (Anim. Sci.)/ B.Sc. (Ag. & AH)/B.Sc. (Genetics)/B.Sc. (Biotech.)/B.Sc.	NDRI

Subject/ Discipline	Eligibility Qualification for SAUs/CAUs (4/5/6 years Bachelors' degree in)	Alternate Eligibility Qualification for (1) IARI, (2) IVRI, (3) NDRI &(4) CIFE	Applicable at
15.3 Animal Nutrition	B.V.Sc. & A.H.	B.V.Sc. & AH/B.Sc. (Ag. & AH) / B.Sc. (10+2+3 system).	NDRI
15.4 Vety./Anim. Physiology	B.V.Sc. & A.H.	B.Sc. Dairying/ B.Sc. Dairying (DH)/ B.V.Sc. & AH/ B.Sc. (Anim. Sci.)	NDRI
15.5 Livestock Production Mgmt.	B.V.Sc. & A.H.	B.V.Sc. & AH/ B.Sc. Dairying/ B.Sc. (Animal Sciences)/ B.Sc. (Ag. & AH).	NDRI
15.6 Livestock Products Technology	B.V.Sc. & A.H.	-	-
15.7 Poultry Science	B.V.Sc. & A.H.	-	-
15.8 Vety. & Animal Husbandry Extension	B.V.Sc. & A.H.	-	-
15.9 Livestock/ Veterinary/Animal Husbandry Economics	B.V.Sc. & A.H.	-	-
15.10 Bio-Statistics	B.V.Sc. & A.H.	-	-
16-FISHERIES SCIENCE			
16.1 Fisheries Sciences/ Fish Env.	B.F.Sc.	-	-
16.2 Fisheries Resour.	B.F.Sc.	-	-
16.3 Aquaculture	B.F.Sc.	-	-
16.4 Fish Processing Technol./ Fish PHT	B.F.Sc.	-	-

16.5 Fish Physiol. & Biochem.	B.F.Sc.	-	-
16.6 Aquatic Animal Health	B.F.Sc.	-	-
16.7 Fisheries	B.F.Sc.	-	-
16.8 Aquatic Env.	B.F.Sc.	-	-
16.9 Fish Genetics/Breeding/	B.F.Sc.	-	-
16.10 Fish Nutrition and Feed Tech.	B.F.Sc.	-	-
16.11 Fish.	B.F.Sc.	-	-
16.12 Fish Engg. &	B.F.Sc.	-	-
Subject/ Discipline	Eligibility Qualification for SAUs/CAUs etc. (4/5/6 years Bachelors' degree in)	Alternate Eligibility Qualification for (1) IARI, (2) IVRI, (3) NDRI &(4) CIFE	Applicable at
17- DAIRY SCIENCE			
17.1 Dairy Microbiology	B.Sc. Dairying (DT/DH)/B.Sc. (DT)/B.Tech.(DT)	B.Sc. Dairying/ B.Sc. Dairying (Dairy Technol.)/ B. Tech (Dairy Technol. /Biotech.)/ B.V.Sc. & AH/ B.Sc.(Hons) Microbiology/ B.Sc. Food Tech., Food Sci./ Biotechnol./ Food Sci. and Technol./Industrial Microbiology/ Medical Microbiology/ Microbial & Food Technology/B.Sc. with Microbiology /Industrial Microbiology. B.Sc.(10+2+3 system).	NDRI
17.2 Dairy Chemistry	B.Sc. Dairying (DT/DH)/B.Sc. (DT)/B.Tech.(DT)	B.Sc. Dairying/B.Sc. Dairying (DT)/B. Tech. (DT)/B. Tech./B.Sc.(Food Technology/Food Sci./Food Sci. & Technol.)/Food Technol. Mgmt./ B.V.Sc. & A.H/ B.Sc. Hons. (Chemistry). B.Sc.(10+2+3 system).	NDRI
18-DAIRY TECHNOLOGY			
18.1 Dairy Technology	B.Sc. Dairying/B.Tech. Dairy Technology.	B.Sc. Dairying/ B.Sc. Dairying (DT)/ B.Tech. (DT)/B.Sc. Food Tech. / B.Tech. Food Tech. (4 years degree)/B.Sc. (Microbial & Food Tech.) - 4 years degree.	NDRI
18.2 Dairy Engineering	B.E./B.Tech. (Dairy Engineering). B.Tech (DT)	B.Sc. Dairying/ B.Sc. Dairying (DT)/ B.Tech. (DT)/B.Sc. Food Tech. / B.Tech. Food Tech. (4 years degree)/ B.Tech. Agril. Engg./B.Sc. (Microbial & Food Tech.) - 4 years degree.	NDRI
19-FOODSCIENCE TECHNOLOGY (M. Sc. Degree will be awarded but M.Tech. Degree at AAU, Anand)			

19.1 Food Technology/Food Processing Technology/Food Science & Technology/Food Process Engineering (M.Tech. at AAU Anand) <u>Highlighted is AAU</u> 19.1 Food Technology/Food Science & Technology	B.Sc. Agric./ Horti./ B.Sc. (Hons.) Agriculture/ Horticulture./ Food Sci. & Technol./ B.E. (Agril.)/ B. Tech. (Agrl. Engg.)/ B. Tech. (Food Technology)	B.Tech./BE (Food Technology), B.Tech. (Dairy Technology), B.Sc. (Food Science/Food Science & Technology), B.Tech. (Food Technology & Management), B.Sc. (Agriculture), B.V.Sc. & AH.-	-
19.2 Food Safety & Quality Assurance		B. Tech. Dairy Technol./or Food Technol./Food Technol. & Mgmt. B.Sc. Food Sci./ Home Sci./ Food Microbiol./Industrial Microbiol./Medical Microbiol./B.Sc. (10+2+3 system). B.Sc. Ag. / Horti. / B.Sc. (Hons.) Agriculture/ Horticulture/ B.V.Sc. & AH.	NDRI

Subject/ Discipline	Eligibility Qualification for SAUs/ CAUs etc.(4/5/6 years Bachelors' degree in)	Alternate Eligibility Qualification for (1) IARI, (2) IVRI, (3) NDRI &(4) CIFE	Applicable at
20- AGRI BUSINESS MANAGEMENT			
20.1. Agri Business Mgmt.(MBA)	B.Sc. Ag./Horti./Forestry/ Seri./ B.Sc. (Hons.) Agriculture/Horti./ Agril. Marketing, & Co-operation/ Sericulture/ Commercial Agriculture Buss. Mgmt./ Forestry/ B.Tech. Agril. Engg./ Vety. Sci./ Dairy Sci./Fishery Sci./Food Sci. & Technology/ B. Tech. Biotechnology.	-	-
20.2. Agril. Marketing and Co-operation (M.Sc.)	B.Sc. Agril. Marketing and Co-operation /Agriculture/Horticulture/Agriculture Engg./Sericulture /Commercial Agriculture/Business Management/ Forestry/Veterinary Science.	-	-

NOTE:

1. Candidate must fulfill the eligibility conditions as indicated above. They are generally eligible for pursuing Master Degree in the subject in which they have passed their graduation.
2. For admission in Master degree courses under ICAR-AU system, candidate must have four years Bachelor degree in Agriculture, Horticulture, Forestry, Fisheries Science, Home Science etc., after 10+2 or equivalent or 10+6 examination. Candidate should also note that for admission to Master's degree programmes through entrance examination conducted by ICAR, only the candidates having passed graduation with four years' degree programme from any /public funded/Govt. institution will be eligible. Candidates passed out from private Agricultural Universities/Colleges not accredited by ICAR, even though affiliated to public funded/Govt. institutions are not eligible for admission through this examination. Only those candidates from Private Agricultural Universities/Colleges (accredited by ICAR) are eligible to appear in the examination who have completed their degree in programmes accredited by ICAR. The candidates having passed Bachelor's degree with 3 years' duration will not be considered for admission through AIEEA (PG) 2019 in accredited AUs under ICAR-AU system except in few courses at two ICAR-DUs, viz. IARI, NDRI, for which the eligibility criteria of the concerned ICAR-DU, including admission of graduates having passed with 3 years' degree, would prevail for admission. Master degree programme for graduates from non-agricultural stream would be of three years duration, the first year of which will be exclusively for remedial courses introductory agriculture and orientation programmes.

3. Though four/five (B.V.Sc.&A.H.)/six (10+6) years Bachelor degree is a compulsory requirement for admission to Master degree in Agriculture/ Horticulture/Veterinary sciences but IARI Pusa and NDRI Karnal may admit three-years B.Sc. degree holders in certain subjects.
4. Candidates declared eligible for registration and choice filling for counseling/allotment of seat, may seek admission only during the session for which examination has been conducted. They are not entitled to claim for admission in other sessions/subsequent years based on this year's examination.

3.3 Age Limit

Indian Nationals not below 19 years as on 31.08.2020 (i.e., candidate should not have been born after 01.09.2001) are eligible to appear in the examination. No relaxation is permissible regarding the minimum age limit.

Chapter-4

REGISTRATION AND APPLICATION PROCESS

NTA is the examination conducting body and its scope is limited to conducting the examination and declaration of the result (or Merit List). Candidates must note that all applicants shall be bound by the conditions as laid down in this Information Bulletin, and the rules and regulations as enshrined in the admitting University Act, Statutes, Ordinances, notifications and guidelines issued from time to time. It is the sole responsibility of the candidate to ensure that he/she fulfills the specified eligibility in toto before appearing in the examination.

4.1 Applying Online and Submission of Application Form

The online submission of Application Form for AIEEA (PG) 2020, uploading of scanned photograph, signatures and Thumb Impression may be made at website www.nta.ac.in, <https://icar.nta.nic.in>. The candidates should complete all the required details while filling up the online form. On submission of details and required fee, a Confirmation Page with Application Number shall be generated. Candidates are required to take printout of Confirmation Page and keep it for reference.

In order to appear in AIEEA (PG) 2020, the candidates are required to apply online as per procedure detailed below. Before filling and submitting the online form, candidates should download the Information Bulletin and Replica of Application Form; and read them carefully. Candidates must follow the instructions strictly as given in the Information Bulletin and on NTA website. Application Forms not complying with the instructions are liable to be rejected.

Candidates must keep following information ready before filling online Application Form:-

- Govt Identity Details like Aadhaar Number (last 4 digits)/Election Card (EPIC No.)/Passport number/Ration Card Number/ Bank Account Number/PAN Number/ Other valid Govt Ids.
- Address for communication, Mobile Number, email id, etc.
- Scanned images of latest Photograph (size of 10 kb to 200 kb) in JPG/ JPEG format only
- Scanned image of Signature (size of 4 kb to 30 kb) in JPG/ JPEG format only
- Scanned images of Thumb impression (Male-Left, Female-Right, size of 3 kb to 30 kb) in JPG/JPEG format only.
- Bank Account details for payment of Fee, for uploading as part of submission of online application.

4.2 Replica of Application Form or Format

The replica of the AIEEA (PG) 2020 Application Form or Format is available at NTA ICAR website: <https://icar.nta.nic.in> (Annexure-IX)

4.3 Four Steps to Complete the Application Process

Application Form may be submitted in four simple steps:

Step 1	Apply for Online Registration using unique Email Id and Mobile No.
Step 2	Fill in the Online Application Form and note down the system generated Application No.
Step 3	Upload scanned images of Candidate's Photograph (file size: 10 kb - 200 kb) Candidate's Signature (file size: 4kb - 30kb) and candidate's thumb impression (between 3 kb to 30 kb) in JPG/JPEG format.

Step 4	Pay fee using SBI/Syndicate/HDFC Payment Gateway through Debit Card/Credit Card/Net-Banking/UPI and keep proof of fee paid. In case the Confirmation Page is not generated after payment of fee then the transaction is cancelled, and amount will be refunded to the candidate's account. However, the candidate has to make another transaction, in case the Confirmation Page is not generated.
❖	Download, save and print copies of Confirmation Page after successful remittance of fee and keep copies safely for future reference.
❖	All the 4 Steps can be done together or at separate times
Note:	
1. The final submission of Online Application Form will remain incomplete if Step 3 and Step 4 are not completed. Such forms will stand rejected and no correspondence on this account will be entertained.	
2. No request for refund of fee once remitted by the candidate will be entertained by NTA under any circumstances.	
3. There is no provision to upload any certificate/marks sheet etc., with the application.	
4. The entire application process is online. Therefore, candidates are not required to send/submit any document(s) including Confirmation Page to NTA/ICAR through Post/ Fax/E-mail By Hand.	

4.4 Application Fee Payable by the Candidates of Various Categories:

General/Unreserved, OBC-NCL* & UPS**/EWS***	Rs. 1100 /-
SC, ST, PwD and Transgender	Rs. 550 /-
Applicable Service/Processing charges & GST are to be paid by the candidate.	

*Other Backward Classes-Non Creamy Layer as per the central list of Other Backward Classes available on National Commission for Backward Classes (NCBC), Government of India website www.ncbc.nic.in. Only the candidates falling in this list may mention OBC in the Category Column. State list OBC candidates who are not in OBC-NCL (Central List) **must choose General/Unreserved.**

** Candidates of Remote and Underprivileged States must check their eligibility.

***As per the OM No. 20013/01/2018-BC-II dated January 17, 2019 issued by the Ministry of Social Justice and Empowerment and the OM No. 12-4/2019-U1 dated 17.01.2019 as well as the Letters No 35-2/2019-T.S.I dated 21.01.2019, 01.02.2019, 04.02.2019 and 15.02.2019 of MHRD Department of Higher Education regarding implementation of reservation for Economically Weaker Sections (EWSs) for admission in Central Educational Institutions.

4.5 Method of Fee Payment

After completing Step 3 of online Application Form, candidates may remit the examination fee (Step 4) by choosing the following options:

1. Through Debit/Credit card – Candidates need to check the validity of the Debit/Credit Card, while logging on to website for submitting Application Form. Candidate should enter the information asked for and make the required payment through Debit/Credit Card.
2. Through Net Banking - Check the balance in account and keep all credentials ready while logging on to website for submitting Application Form. Candidate should Login with his/her credentials of net banking and make payment through Net Banking.
3. Through UPI/Paytm.

Note:

In case, the fee payment status is not 'OK' the candidates are advised as following:

1. If the fee is paid through credit/debit card and status is not OK, it means the transaction is cancelled. Therefore, such candidates have to pay the fee once again and ensure the OK fee status.
For cancelled transactions, the amount will, automatically, be refunded to concerned credit/debit card within 15 days of last date of submission of Application Form.

Generation of Confirmation Page confirms the final submission of Application Form. If Confirmation Page has not been generated, this means that Application Form has not been submitted successfully.

NOTE: The fee difference on account of change of category by the candidate during correction of particulars in online application form shall have to be paid mandatorily by the candidate.

Instructions to be followed while Applying

- Candidates must be careful while entering their e-mail address and phone number in the Application Form, because this email address and phone number may be used by the NTA and ICAR for future communication.
- The candidate is not required to give any option for Agricultural Universities for admission at the time of filling up online application form. The admission/allotment of seat will be made through online counseling on the basis of Sub-subject opted by him/her at the time registration for counselling and depending upon the availability of seat at his/her merit-rank in the opted Major Subject Group and fulfilment of other eligibility requirements.
- The reservation category being claimed by the candidate must be filled in correctly. Selection should be made as under:

SC	- for Scheduled Caste
ST	- for Scheduled Tribe
PwD	- for Persons with Disability
UPS	- for Under Privileged States
EWS	- Economically Weaker Section
OBC (NCL)	- for Other Backward Classes with Central OBC certificate
GEN	- for General/Unreserved category

In case of leaving the reservation category column blank, the candidate would be considered under General Category.

- Candidates need to select their domicile State code carefully (**Annexure-II**).
- The candidate should refer to the list of Graduation College/Faculty Code and Graduation duration code given at **Annexure V-A at the time of filling application form**.
- **The list of private agricultural universities/colleges (accredited by ICAR) whose candidates are eligible for appearing in AIEEA (PG)-2020 is given at Annexure V-B.**
- The candidates are advised to retain:
 - (i) Computer generated Confirmation Page of online application
 - (ii) 3 identical copies of recent passport size colour photographs (with name and date) same as uploaded on the Online Application Form
 - (iii) Copy of proof of payment of application fee

- If a candidate at any stage is found to have furnished wrong information or deliberately suppressed any material information, his/her candidature/admission will be rejected/cancelled as soon as it comes to the notice of either NTA or ICAR or the university concerned.
- For any future correspondence, the candidates must quote their Application number, the name of examination i.e. AIEEA (PG) 2020 examination and Major Subject Group (with code).

NOTE:- In service candidates must retain the computer generated hard copy of confirmation page of the application along with Sponsorship Certificate (**Annexure-XXI**), in original, for showing to the university officials in the event of their qualifying the examination and recommendation for admission to the concerned university. **In no case, the computer generated hard copy of confirmation page and Sponsorship Certificate shall be sent either to NTA or the ICAR.** The in-service candidates, seeking admission to ICAR-DUs, should also see the respective ICAR-DUs website.

4.6 Admit Card for AIEEA (PG) 2020

The Admit Card is issued provisionally to the candidates, subject to their satisfying the eligibility conditions.

The candidate has to download the Admit Card from the NTA website w.e.f. 08 May 2020 onwards and appear for the Examination at the given Centre strictly as per the Date and Shift (Timing) indicated on the Admit Card.

No candidate will be allowed to appear at the examination center, on Date and Timings other than that allotted to them in their Admit card.

The candidates are advised to read the instructions on the Admit Card carefully and follow them during the conduct of the examination.

The admit card will be uploaded on NTA website www.nta.ac.in, <https://icar.nta.nic.in>. Please check the admit card carefully for your Roll No., Name, Major Subject Group, Date of Birth, Gender, Examination Centre Name, City, and Category, etc. In case of any problem related to Admit card, please contact the given helpline numbers between 10:00 am to 5:00 pm between 10 and 25 May 2020.

In case of any discrepancy in the particulars of the candidate or his/her photograph, signatures and Thumb Impression shown in the Admit Card and Confirmation Page, the candidate may immediately **approach the Help Line between 10:00 am to 5:00 pm between 10 May 2020 to 25 May 2020. In such cases, candidates would appear in the examination with the already downloaded Admit Card. However, NTA will take necessary action to make correction in the record later.**

Note:

- a. Candidate may please note that Admit Cards will not be sent by post.*
- b. In no case, the duplicate Admit Card for AIEEA (PG) 2020 would be issued at the Examination Centres.*
- c. Candidate must not mutilate the Admit Card or change any entry made therein.*

- d. *Candidates are advised to preserve their Admit Cards in good condition for future reference and verification during Counseling.*
- e. *No Admit Card shall be issued to the candidates whose Applications are found to be incomplete for any reasons (including indistinct/ doubtful photographs/unsigned Applications)*
- f. *Issue of Admit Cards, however, shall not necessarily mean acceptance of eligibility which shall be further scrutinized at subsequent stages of admission process.*

4.7 Examination Centres

- A list of Examination City Centres is given at **Annexure-I**.
- While applying, candidates must select four Examination City Centres in order of their preference. Since the seating capacity at each centre is limited, they will be considered for the allotment of the examination city centres based upon first come-first served basis.
- NTA can change/shift the examination city centre opted by the candidate to another nearby centre, if number of candidates are more at any examination city centre.
- **The Examination City Centre, once opted, shall not be changed.**

Chapter-5

CONDUCT OF THE EXAMINATION

5.1 Important Instructions for Candidates

1. Candidates MUST bring the following documents on the day of examination at the test centre. Candidates who will not bring these will not be allowed to appear in the examination.
 - I. Print copy of Admit Card downloaded from NTA website
 - II. One passport size photograph (same as uploaded on the Online Application Form) for pasting on the specific space in the attendance sheet at the Centre during the Examination
 - III. Any one of the authorized Govt photo IDs (original, valid and non-expired), viz. PAN card/ Driving License/ Voter ID/ Passport/ Aadhaar Card (With photograph)/ Aadhaar Enrolment No/ Ration Card
 - IV. PwD certificate issued by the Competent Authority, if claiming the relaxation under PwD category

Note : The name on the Photo Identification must match with the name as shown on the admit card.

If the name has been changed due to events such as marriage, candidate must show the relevant document like Marriage Certificate/Divorce/Decree/Legal Name Change Document at the time of examination

2. The candidates shall report at the Examination Centre **two hours** before the commencement of the examination so as to complete the frisking and registration formalities well before the time.
3. Registration desk will close 60 minutes prior to the examination. Candidates shall not be permitted to enter in the Examination Centre after 02:00 p.m.
4. The candidates are advised to read the instructions on the admit card carefully and follow them during the conduct of the examination.
5. A seat indicating Roll No. will be allotted to each candidate. Candidates should take their seat immediately after opening of the examination hall. If the candidates do not report in time due to any reason i.e. traffic jam, train/bus delay etc., they are likely to miss some of the general instructions to be announced in the Examination Rooms/Halls. The NTA shall not be responsible for any delay.
6. The candidate must show, on demand, the Admit Card downloaded/printed from the NTA website for admission in the examination room/hall. The Test Centre Staff on duty is authorized to verify the identity of candidates and may take steps to verify and confirm the identify credentials. Candidates are requested to extend their full cooperation. A candidate who does not possess the valid Admit Card shall not be permitted for the examination under any circumstances by the Centre Superintendent.
7. Candidates should find and sit on their allocated seat only. Any candidate found to have changed room/hall or the seat on his/her own other than allotted would be considered as a case of UnFairMeans and the candidature shall be cancelled and no plea would be accepted.

8. The candidate should ensure that the question paper available on the computer is as per the Major Subject Group opted by him/her in the application form and as indicated on the Admit Card. In case, the Major Subject Group displayed on the computer is different from the one opted by him/her, the same must be immediately brought to the notice of the Invigilator concerned.
9. Candidates are not allowed to carry any baggage inside the Examination Centre. NTA will not be responsible for any belongings stolen or lost at the premises.
10. Candidate shall appear at their own cost at the Centre on Date and shift as indicated in their Admit Card issued by the NTA. Under no circumstances the choice of cities for centre and shift provided in the Admit Card shall be changed.
11. No candidate, without the special permission of the Centre Superintendent or the Invigilator concerned, will leave his/her seat or Examination Room/Hall until the full duration of the paper is over. Candidates must follow the instructions strictly as instructed by the Centre Superintendent/Invigilators. Candidates should not leave the room/hall without handing over their rough sheets to the Invigilator on duty in the Room/Hall.
12. Candidates should not be in possession of any material listed in the list of prohibited material.
13. All calculations/writing work are to be done only in the rough sheet provided at the centre in the examination Room/Hall and on completion of the test candidates must hand over the rough sheets to the Invigilator on duty in the Room/Hall.
14. The candidates must sign and paste the photograph on the Attendance Sheet at the appropriate place.
15. The candidates are governed by all Rules and Regulations of the NTA with regard to their conduct in the Examination Hall. All cases of **Unfair means** will be dealt with as per rules.

5.2 Provision for Persons with Disability (PwD) Candidates

- (i) In compliance of the *“Guidelines for Conducting Written Examination for Persons with Benchmark Disabilities”* issued by the Ministry of Social Justice & Empowerment vide Office Memorandum No. F.No. 34-02/2015-DD-III dated 29th August, 2018, the following provisions would be available to the Candidates with Benchmark Disabilities, as defined in Section 2(r) of the Rights of Persons with Disabilities (RPwD) Act, 2016.
- (ii) *A person with benchmark disability, as defined in Section 2 (r) of the RPwD Act, means a person with not less than 40 percent of a specified disability where specified disability has not been defined in measurable terms and includes a person with disability where specified disability has been defined in measurable terms, as certified by the certifying authority.*
*Candidate needs to submit a certificate as per format given on **Annexure-XIII**.*
- (iii) *A specified disability, as defined in Section 2 (zc) of the RPwD Act, means the disabilities as specified in the Schedule of the said Act, which includes:*
 - (a) *Locomotor Disabilities: Leprosy, Cerebral Palsy, Dwarfism, Muscular Dystrophy, Acid Attack Victims;*
 - (b) *Visual Impairment: Blindness & Low Vision;*
 - (c) *Hearing Impairment: Deaf & Hard of Hearing;*
 - (d) *Speech & Language Disability;*

- (e) *Intellectual Disability*: specific learning disability (dyslexia, dysgraphia, dyscalculia, dyspraxia & developmental aphasia), autism spectrum disorder;
 - (f) Mental illness;
 - (g) Chronic Neurological Conditions: Multiple sclerosis, Parkinson's diseases;
 - (h) Blood Disorder: Haemophilia, Thalassemia, Sickle cell diseases;
 - (i) Multiple Disabilities: more than one of the specified disabilities including deaf blindness
- (iv) In case of candidates with benchmark disabilities in the category of blindness, locomotor disability (both arm affected-BA) and cerebral palsy, **the facility of scribe/reader shall be given, if so desired by them.**
- (v) In case of other category of persons with benchmark disabilities (the Schedule of the said Act may be referred to), the provision of scribe/reader can be allowed (if they so desire) on production of a certificate to the effect that the person concerned has physical limitation to **write (use the mouse in case of CBT) and scribe is essential to write examination on his behalf**, from the Chief Medical Officer/Civil Surgeon/Medical Superintendent of a Government health care institution as per proforma at **(ANNEXURE –XIV)**.
- (vi) Such candidates will have the discretion of bringing his/her own scribe/reader or may opt to have Scribe/Reader from NTA or through any of its authorised Institute/Agency/Personnel involved in the examination.
- (vii) An eligible PwD candidate, desirous of having facility of scribe/reader, shall have to mention his/her appropriate PwD category in the relevant column of the application form and have also to record as to whether he/she will have his/her own arrangement of scribe/reader or it has to be arranged by NTA or through any of its authorised Institute/Agency/Personnel.
- (viii) The qualification of the scribe shall be one step below the qualification of the candidate taking the examination. The persons with benchmark disabilities opting for own scribe/reader should submit details of the own scribe as per proforma at **(ANNEXURE–XV)**.
- (ix) In case a PwD candidate who has opted the for scribe/reader from NTA or through any of its authorised Institute/Agency/Personnel, the Centre Superintendent shall arrange a meeting of the candidate with scribe/reader, a day before the examination, for giving him/her a chance to check/verify whether the scribe/reader is suitable or not.
- (x) Compensatory time of not less than 20 minutes per hour of examination shall be given to a candidate allowed to use scribe/reader. If the examination is 03 hours duration, the compensatory time shall be 01 hour. In case the duration of the examination is less or more than 03 hours, the compensatory time shall be on pro-rata basis.
- (xi) As far as possible, the examination for Person(s) with Disabilities should be held at the ground floor.

5.3 Prohibited Materials

Candidates are not allowed to carry any textual material, Calculators, Docu Pen, Slide Rules, Log Tables and Electronic Watches with facilities of calculator, printed or written material, bits of papers, mobile phone, Blue-tooth devices, pager or any other electronic gadget/ device etc.

- The candidates are prohibited to bring any kind of electronic gadgets/device in the examination room/hall.

- If any candidate is in possession of any of the above item, the same will be seized, his/her candidature treated as unfair means and this will lead to cancellation of his/her current examination besides debarring him/her from appearing in future examination(s).
- Smoking, chewing gutka, spitting etc. in the Examination Room/Hall is strictly prohibited.
- Instrument/Geometry/Pencil box, Handbag, Purse, Any kind of Paper/ Stationery, Eatables/snacks and Tea/coffee/cold drinks/Water (loose or packed), Mobile Phone/ Ear Phone/Microphone/Pager, Calculator, Camera, Tape Recorder, any metallic item or electronic gadgets etc. are NOT allowed in the examination Room/Hall.

Diabetic students will be allowed to carry eatables like sugar tablets/fruits (like banana/ apple/orange) and transparent water bottle to the examination hall. However, they will not be allowed to carry packed foods like chocolate/candy/sandwich etc.

5.4 Unfair Means/ Code of Conduct

- (i) If Candidates are found to be in possession of any of the following items, their candidature will be treated as cancelled and will be debarred for future examination(s). The items/material will be seized and the case treated as one of 'unfairmeans'.

Any textual material, Calculators, Docu Pen, Slide Rules, Log Tables and Electronic Watches with facilities of calculator, printed or written material, bits of papers, mobile phone, Blue-tooth devices, pager or any other electronic gadget/device etc.

- (ii) Candidates shall maintain perfect silence and attend to their Question Paper only. Any conversation or gesticulation or disturbance in the Examination Room/Hall shall be deemed as misbehavior.
- (iii) Candidates must not obtain or attempt to obtain or give assistance of any kind during the examination. This will entail expulsion and cancellation of candidature for the examination.
- (iv) If a candidate is found using unfairmeans or impersonating, his/her candidature shall be cancelled and he/she will be liable to be debarred for taking examination either permanently or for a specified period according to the nature of offence.

Important: For those who are unable to appear on the scheduled date of test for any reason, re-test shall not be held by the NTA under any circumstances.

Chapter-6

PROCEDURE FOR APPEARING IN COMPUTER BASED TEST (CBT)

The major examinations being conducted by NTA will be Computer Based Test (CBT). A CBT requires candidates to sit in front of a computer terminal (node) allocated to them against their Roll number and Admit card. After logging the candidate will get detailed instructions for the examinations. At the designated time of start of examination, the candidates will be able to proceed and see the questions on the computer screen using the computer mouse. Candidates will have the option to change / modify/ edit / answers already entered any time during the examination.

6.1 PROCEDURE FOR APPEARING IN COMPUTER BASED TEST (CBT) (ANNEXURE-XI)






- (a) A computer terminal (node) indicating Roll Number will be allocated to each candidate. Candidates should find and sit on their allocated computers only. Any candidate found to have changed room/hall or the computer on their own rather than the one allotted would be liable to cancellation of candidature and no plea in this regard would be entertained.
- (b) The computer terminal allotted to the candidate will display 'Welcome' login screen, Candidate's photograph and subject opted by the candidate. For login, the candidate will have to enter **login-ID and password**.
- (c) After logging in, the candidate shall be able to see the detailed instructions for the examination. Candidates are advised to go through the instructions carefully regarding the type of questions and Marking Scheme. At the designated time of start of the examination, the candidates will be able to proceed and see the questions on the computer screen.

The keyboard attached to the computer, if any, will be disabled during the entire duration of the examination. Depending on the type of question, the answers to questions can either be entered by clicking on the virtual on-screen keyboard (numeric or otherwise) using the computer mouse or by clicking the chosen option(s) using the computer mouse.

Candidates will have the option to change/modify answers already entered anytime during the entire duration of the examination.

In case the computer/mouse allotted to any candidate malfunctions anytime during the test, the candidate will be immediately allotted another computer system and the time lost due to this will be adjusted in the server so as to give the candidate the full allotted time.

- (d) The on-screen computer clock counter of every candidate will be set at the server. The countdown timer in the top right side of computer screen will display the time remaining (in minutes) available for the candidate to complete the examination. When the timer reaches zero, the examination will end by itself. Candidate will not be required to end or submit the examination.
- (e) The Question Palette displayed on the right side of screen will show the status of each question using one of the following text/color codes/symbols.

-  You have not visited the question yet.
-  You have not answered the question.
-  You have answered the question.
-  You have NOT answered the question, but have marked the question for review.
-  The question(s) “answered and marked for Review” will be considered for evaluation.

The question(s) “[Answered and Marked for Review](#)” status for a question indicates that candidate would like to have a relook at that question again. A candidate has the option of answering a question and simultaneously placing it under “[Marked for Review](#)”, these answers will be considered for evaluation. However, if a candidate has simply put “Marked for Review” for a question without answering it, the corresponding question “[Marked for Review](#)” without an answer will not be considered for evaluation. It may be noted that a candidate can return to any “Marked for Review” question any time during the examination by clicking on the corresponding question number icon displayed on the Question Palette of the corresponding section.

- (f) Candidate can click on an arrow/symbol which appears to the left of question palette to collapse the question palette thereby maximizing the question viewing window. To view the question palette again, candidate can click on arrow/symbol which appears on the right side of question window.
- (g) Candidate can click to navigate to the bottom and to navigate to the top of the question area, without scrolling. Using the computer mouse the candidate can scroll up and down the question viewing area for viewing the entire question.
- (h) The full paper can be viewed by clicking the “Question Paper” icon on the top right corner of the screen.
- (i) Blank Sheets for doing rough work/calculations shall be provided to the candidates. The Blanks Sheets would have a Header page for the candidates to write down his/her Name and Roll Number. All calculations/writing work are to be done only in the Blank Sheets provided at the Centre in the Examination Room/Hall and on completion of the test, candidates must hand over the rough sheets to the invigilator on duty in the Room/Hall.
- (j) **Navigating to a Question**

To navigate between questions within a Paper, candidate needs to do the following:

- (a) Click on the question number in the Question Palette at the right of the screen to go to that numbered question directly. Note that using this option does NOT save the answer to the currently displayed question.
- (b) Click on “[Save & Next](#)” to save the answer of any question. Clicking on “[Save & Next](#)” will save the answer for the current question and the next question will be displayed on the candidate’s computer screen.

- (c) Click on **“Mark for Review & Next”** to mark a question for review (without answering it) and proceed to the next question.
- (k) **Answering a Question**
To navigate between questions within a Paper, candidate needs to do the following:
- (i) **Procedure for answering a multiple choice type question:**
- To select the option(s), click on the corresponding button(s) of the option(s).
 - To deselect the chosen answer, click on the button of the chosen option again or click on the **“Clear Response”** button.
 - To save the answer, the candidate **MUST** click on the **“Save & Next”** button.
 - To mark the question for review (without answering it), click on the **“Mark for Review & Next”** button.
- (l) **Navigating through sections:**
- Sections in the question paper are displayed on the top bar of the screen. Questions in a section can be viewed by clicking on the section name. The section in which candidate is currently viewing will be highlighted.
 - After clicking the **“Save & Next”** button on the last question for a section, candidate will automatically be taken to the first question of the next section.
 - Candidate can shuffle between sections and questions within sections any time during the examination as per the convenience only during the time stipulated.
 - Candidate can view the corresponding section summary as part of the legend that appears in every section above the question palette.
- (m) **Procedure for answering questions that require inputs from on-screen virtual key board (numeric or otherwise):**
- Candidate will have to use the on-screen virtual keyboard (that would be displayed just below the question statement of these type of questions) and the attached computer mouse to enter his/her answer in the space provided for answer.
 - The answer can be changed, if required, anytime during the test. To save the answer, the candidate **MUST** click on the **“Save & Next”** button.
 - To mark the question for review (without answering it), click on the **“Mark for Review & Next”** button.
- Candidate will have the option to change previously saved answer of any question, anytime during the entire duration of the test. To change the answer to a question that has already been answered, first select the corresponding question from the Question Palette, then click on **“Clear Response”** to clear the previously entered answer and subsequently follow the procedure for answering that type of question.**
- (n) **Rough Work:**
- All calculations/writing work is to be done only in the rough sheet provided at the Centre in the examination Room/Hall and on completion of the test candidates must hand over the rough sheets to the invigilator on duty in the Room/Hall.

Chapter-7

PROCEDURE OF DECLARATION OF RESULT

7.1 Display of recorded responses and Answer key for Challenge

- The NTA will display Answer Key of the questions on the NTA website www.nta.ac.in, <https://icar.nta.nic.in> to provide an opportunity to the candidates to challenge the Answer Key. The Answer Keys are likely to be displayed for three days.
- The Candidates will be given an opportunity to make a challenge online against the Answer Key on payment of Rs 1000/- per question challenged as processing charges.
- The NTA will also display the recorded responses of all the candidates on the NTA website prior to declaration of result. The recorded responses are likely to be displayed for three days.
- The NTA's decision on the challenges shall be final and the result will be declared on the basis of final answer keys.

7.2 Declaration of Result

Overall merit-rank list shall be prepared separately for every Major Subject-Group. In the event of candidates getting equal marks in the Entrance examination, relative merit will be determined in the following order:

(i) the candidate scoring less negative marks will be rated higher in merit

(ii) the candidate higher in age would be rated higher in merit

(iii) the candidate with higher %age/CGPA in Class XII examination would be rated higher in merit.

- The result of the AIEEA (PG) 2020 is likely to be declared by **Mid of June** and will be placed on NTA website www.nta.ac.in, <https://icar.nta.nic.in>.
- The result of the entrance examination would be available in terms of overall merit-rank obtained by the candidate declared eligible for registration and choice filling for counseling.
- All announcements related to the conduct of entrance examination including, issue of examination notification, Admit card information, examination result, schedule of online counseling, general notices, etc., would be posted and available on the NTA website www.nta.ac.in, <https://icar.nta.nic.in>. **The candidates are advised to be vigilant about the announcements on the NTA website as the NTA would not be held responsible for non-receipt of any information/ letter by post or otherwise.**
- No separate intimation about non-selection in **AIEEA (PG) 2020** Examination, nor marks obtained therein, will be sent to the candidate and no correspondence (Letter/ Fax/ e-mail etc.) in this regard will be entertained.

7.3 NTA process of Error and Scoring related Exception Handling

Specifications All questions in the test papers are MCQs with only one correct answer. If any anomaly or discrepancy is found during key verification, it shall be addressed in the following manner:

1. If two/three options are found to be correct post challenge or during key verification - Marks to be awarded to only those students who have marked either of the correct option.
2. If all options are found to be correct – Full marks to be awarded to all students.
3. If none of the options is correct/Question is found to be wrong/invalid – Question to be dropped and full marks to be awarded to all students.

7.4 Percentile and Normalization procedure:

- (i) For multi-shift papers, raw marks obtained by the candidates in different shifts/sessions will be converted to NTA Score (percentile).
- (ii) The detailed procedure on NTA Score being adopted is available on **Annexure-X** under Normalization procedure based on Percentile Score.
- (iii) In case a subject test is conducted in multi-shifts, NTA Score will be calculated corresponding to the raw marks obtained by a candidate. The calculated NTA Score for the Raw Marks for all the shifts/sessions will be merged for further processing for deciding the allocation.
- (iv) In the events of the percentiles for the multi-shifts being dissimilar / unequal, the lowest will be the eligibility cut-off for that category for all candidates (i.e. all shifts).

For Example: In an the examination held in two shifts, if the 40% marks correspond to a Percentile score of 78 in Shift 1 and 79 in Shift 2, then all those equal to or above 78 percentiles (Percentile score of 100 to 78) in both shifts will become eligible in General Category. Similar method will be adopted for the other categories to determine eligibility cut-offs. In case the examination is held in more number of shifts the same principle shall apply.

7.5 No Re-checking or Re-evaluation Policy

No representation for re-evaluation/re-checking of answer scripts shall be entertained after the declaration of results, because candidates are given opportunity to evaluate their own recorded responses and challenge discrepancies, if any before finalizing final answer key and declaration of the result.

Chapter-8 COUNSELLING

Candidates declared eligible for registration and choice filling for counselling by ICAR will only be considered for allocation of subject and the Agricultural University. The schedule for counseling will be notified separately on ICAR website (www.icar.org.in) after declaration of result. The admission and scholarship would be granted only when the candidate seeks admission through counselling conducted by ICAR.

The admission and scholarship would be granted only when the candidate seeks admission through counselling conducted by ICAR.

Chapter-9 CORRESPONDENCE WITH NTA

All the correspondence should preferably be addressed by e-mail. The email query shall be addressed only if it is not anonymous and contains the name, postal address and contact number of the sender. An email containing vague or general queries and other queries as contained in the Information Bulletin shall not be entertained. Queries shall not be entertained from person claiming to be representatives, associates or offciates of the applicant candidate. The following information shall not be revealed by phone or email:

- a. Internal documentation/status.
- b. Internal decision making process of NTA. Any claim/counter claim thereof.
- c. Dates & venue of internal meetings or name of the staff/officers dealing with it.
- d. Any information which in the opinion of NTA cannot be revealed.

CHAPTER- 10

QUERY REDRESSAL SYSTEM

QUERY REDRESSAL SYSTEM (QRS)

National Testing Agency (NTA) has established a Query Redressal System (QRS), an online web-enabled system developed by NTA.

- QRS is the platform based on web technology which primarily aims to enable submission of queries/grievances by the Registered Candidate(s) of ICAR 2020 Examination with (24x7) facility for speedy and favourable redressal of the queries/grievances.
- A Unique Registration Number will be generated for tracking the status of the queries/grievances.

The Registered Candidate(s) are advised to use the online facility for speedy and favourable response before mailing their queries on the official email id of ICAR

Chapter-11

TEST PRACTICE CENTRES (TPCs) (ANNEXURE - XII)

The Ministry of Human Resource Development has mandated the NTA to set up, establish and create a network of Test Practice Centres for candidates, especially in remote and rural areas to enable them to practice and be comfortable in taking a Computer Based Test (CBT). This facility will be completely free of cost. Candidates can register online (on NTA website) where they will be provided a convenient TPC near their location to practice on a given computer node. This will facilitate and ease the process of being able to take a Computer Based Test (CBT). The entire experience of using a computer will be close to the actual experience of taking a CBT. All efforts will also be made to provide practice tests and questions so that candidates can familiarize themselves with logging into the system, go through the detailed instructions regarding the test, use the mouse or numeric keyboard on screen (virtual) for attempting each question, scroll down to the next question, navigate between questions, review and edit their options and submit answers

Chapter-12

COMMON SERVICES CENTRES/FACILITATION CENTRES (Annexure-VIII)

Candidates who are not well conversant to submit the online application due to various constraints, can use the services of Common Services Centre, Ministry of Electronics and Information Technology, Government of India under the Digital India initiatives of Hon'ble Prime Minister. The Common Services Centre (CSC) scheme is a part of the ambitious national e-Governance Plan (NeGP) of Government of India and is managed at each village panchayat level by a Village level Entrepreneur (VLE).

There are more than 1.5 lakhs Common Services Centres (CSC) across the country which will provide the desired support to candidates from urban as well as rural areas in online submission of application form and payment of fee through e-wallet. The list of the Common Services Centre is available on website: www.csc.gov.in.

Chapter-13
LEGAL JURISDICTION

All disputes pertaining to the conduct of AIEEA (PG) 2020 Examination including Results shall fall within the jurisdiction of Delhi only. Further, any legal question arising out of the Examination shall be entertained only when raised within 30 days from the declaration of result.

The Director (Administration) of the NTA shall be the official by whose designation the NTA may sue or be sued.

LIST OF EXAMINATION CITY CENTRES

CITY_CODE	STATE	CITY
AN01	ANDAMAN AND NICOBAR	PORT BLAIR
AP16	ANDHRA PRADESH	TIRUPATHI
AP17	ANDHRA PRADESH	VIJAYAWADA
AP18	ANDHRA PRADESH	VISAKHAPATNAM
AL01	ARUNACHAL PRADESH	ITANAGAR/NAHARL AGUN
AM02	ASSAM	GUWAHATI
AM03	ASSAM	JORHAT
AM04	ASSAM	SILCHAR (ASSAM)
BR09	BIHAR	ARRAH
BR02	BIHAR	BHAGALPUR
BR06	BIHAR	MUZAFFARPUR
BR07	BIHAR	PATNA
CH01	CHANDIGARH	CHANDIGARH/MOHALI
CG02	CHHATTISGARH	BILASPUR (CHHATTISGARH)
CG03	CHHATTISGARH	RAIPUR
DL01	DELHI	DELHI/NEW DELHI
GO01	GOA	PANAJI/MADGAON
GJ02	GUJARAT	ANAND
GJ08	GUJARAT	MEHSANA
GJ10	GUJARAT	RAJKOT
GJ11	GUJARAT	SURAT
HR05	HARYANA	HISSAR
HR06	HARYANA	KARNAL
HP04	HIMACHAL PRADESH	KANGRA/PALAMPU R

HP07	HIMACHAL PRADESH	SOLAN
JK02	JAMMU AND KASHMIR	JAMMU
JK04	JAMMU AND KASHMIR	SRINAGAR (J & K)
JH03	JHARKHAND	JAMSHEDPUR
JH04	JHARKHAND	RANCHI
KK04	KARNATAKA	BENGALURU
KK10	KARNATAKA	DHARWAD/HUBBALLI (HUBLI)
KK08	KARNATAKA	GULBARGA
KK15	KARNATAKA	SHIVAMOGA (SHIMOGA)
KL01	KERALA	ALAPPUZHA/CHENGANNUR
KL05	KERALA	IDUKKI
KL07	KERALA	KANNUR
KL12	KERALA	KOZHIKODE
KL15	KERALA	PALAKKAD
KL17	KERALA	THIRUVANANTHAPURAM
KL18	KERALA	THRISSUR
LL01	LADHAK	LEH
MP03	MADHYA PRADESH	BHOPAL
MP06	MADHYA PRADESH	GWALIOR
MP07	MADHYA PRADESH	INDORE
MP08	MADHYA PRADESH	JABALPUR
MP12	MADHYA PRADESH	SAGAR
MP13	MADHYA PRADESH	SATNA
MR13	MAHARASHTRA	JALGAON
MR14	MAHARASHTRA	KOLHAPUR

MR16	MAHARASHTRA	MUMBAI/NAVI MUMBAI
MR17	MAHARASHTRA	NAGPUR
MR18	MAHARASHTRA	NANDED
MR22	MAHARASHTRA	PUNE
MNO1	MANIPUR	IMPHAL
MG01	MEGHALAYA	SHILLONG
MZ01	MIZORAM	AIZAWL
NL02	NAGALAND	KOHIMA
OR03	ODISHA	BERHAMPUR-GANJAM
OR04	ODISHA	BHUBANESWAR
OR09	ODISHA	SAMBALPUR
PB02	PUNJAB	BHATINDA
PB05	PUNJAB	LUDHIANA
RJ01	RAJASTHAN	AJMER
RJ05	RAJASTHAN	BIKANER
RJ06	RAJASTHAN	JAIPUR
RJ07	RAJASTHAN	JODHPUR
RJ08	RAJASTHAN	KOTA
RJ09	RAJASTHAN	SIKAR
RJ11	RAJASTHAN	UDAIPUR
SM01	SIKKIM	GANGTOK
TN01	TAMIL NADU	CHENNAI

TN02	TAMIL NADU	COIMBATORE
TN08	TAMIL NADU	MADURAI
TN11	TAMIL NADU	SALEM
TL01	TELANGANA	HYDERABAD/SECUNDERABAD/RANGAREDDY
TL02	TELANGANA	KARIMNAGAR
TL07	TELANGANA	WARANGAL
UP01	UTTAR PRADESH	AGRA
UP03	UTTAR PRADESH	ALLAHABAD
UP04	UTTAR PRADESH	BAREILLY
UP11	UTTAR PRADESH	KANPUR
UP12	UTTAR PRADESH	LUCKNOW
UP18	UTTAR PRADESH	VARANASI
UK01	UTTARAKHAND	DEHRADUN
UK02	UTTARAKHAND	HALDWANI
WB01	WEST BENGAL	ASANSOL
WB10	WEST BENGAL	KOLKATA
WB11	WEST BENGAL	SILIGURI

Note:

1. The exact name/location of Examination venue in the Examination city centre will be notified later along with the Roll Number in accordance with the Application Number and Date of Birth and shall be available on NTA website www.nta.ac.in, ntaicar.nic.in.
2. NTA may change/shift the examination city center opted by the candidate to another nearby centre, if number of candidates are more at any city center

DOMICILE STATE/UTs CODES

Sl. No.	Name of the State/UT	Code Number
1.	Andaman & Nicobar Islands (U.T.)	01
2.	Andhra Pradesh	02
3.	Arunachal Pradesh	03
4.	Assam	04
5.	Bihar	05
6.	Chandigarh (U.T.)	06
7.	Chhattisgarh	07
8.	Dadra & Nagar Haveli & Daman & Diu (U.T.)	08
9.	Delhi (U.T.)	10
10.	Goa	11
11.	Gujarat	12
12.	Haryana	13
13.	Himachal Pradesh	14
14.	Jammu & Kashmir	15
15.	Jharkhand	16
16.	Karnataka	17
17.	Kerala	18
18.	Lakshadweep (U.T.)	19

Sl. No.	Name of the State/UT	Code Number
19.	Madhya Pradesh	20
20.	Maharashtra	21
21.	Manipur	22
22.	Meghalaya	23
23.	Mizoram	24
24.	Nagaland	25
25.	Odisha	26
26.	Puducherry (U.T.)	27
27.	Punjab	28
28.	Rajasthan	29
29.	Sikkim	30
30.	Tamil Nadu	31
31.	Tripura	32
32.	Uttarakhand	33
33.	Uttar Pradesh	34
34.	West Bengal	35
35.	Telangana	36
36.	Ladakh (U.T.)	37

Sub-subject and Category-wise seats for PG admission through AIEEA (PG) 2020

Major Subject Code No.	Major Subject-Group	Sub-Subject Code	Sub-Subject	No. of Seats	Total ICAR- PG Scholars hip	Gen./ OBC/ UPS	EWS	SC	ST	Pwd*
01	PLANT BIOTECHNOLOGY	1.1	Plant Biochemistry/Bio-Chemistry	17	5	4		1		
		1.2	Plant Biotech. & Molecular Biology/ Biotech.	45	12	9		2	1	1
		1.3	Plant /Crop Physiology	39	10	7		2	1	1
			Total	101	27	20		5	2	2
02	PLANT SCIENCES	2.1	Plant Breeding and Genetics	131	42	33		6	3	2
		2.2	Plant Pathology	115	38	29		6	3	2
		2.3	Agril. Microbiology/Microbiology	29	9	7		1	1	
		2.4	Seed Science and Technology	32	10	7		2	1	1
		2.5	Plant Genetic Resources	4	1	1				
			Total	311	100	77		15	8	5
03	PHYSICAL SCIENCE	3.1	Agricultural /Agro. Meteorology	12	3	2		1		
		3.2	(a) Soil Science and Agricultural Chemistry (b) Soil Conservation and Water Management/ SWC (c) Irrigation and Water Management	118	23	18		3	2	1
		3.3	Agricultural Physics	4	1	1				
		3.4	Agricultural Chemicals	7	1	1				
		3.5	Environmental Science	11	2	1		1		1
			Total	152	30	23		5	2	2
04	ENTOMOLOGY AND NEMATOLOGY	4.1	Agricultural/ Horticultural Entomology	112	36	28		5	3	2
		4.2	Nematology	15	5	4		1		
		4.3	Apiculture							
		4.4	Sericulture	6	2	2				
		4.5	Plant Protection							
			Total	133	43	34		6	3	2
05	AGRONOMY	5.1	Agronomy	156	87	67		13	7	4
		5.2	Tea Husbandry & Technology	2	1	1				
			Total	158	88	68		13	7	4
06	SOCIAL SCIENCES	6.1	Agricultural Economics	77	13	10		2	1	1
		6.2	Dairy Economics	7	1	1				
		6.3	Agri. Extension/ Extension Education/ Communication	90	16	12		3	1	1
		6.4	Dairy Extension Education	11	2	2				
			Total	185	32	25		5	2	2
07		7.1	Agricultural Statistics	33	5	3		1	1	

	STATISTICAL SCIENCES	7.2	Computer Application	6	1	1				
		7.3	Bioinformatics	5	1	1				
		Total		44	7	5		1	1	0
08	HORTICULTURE	8.1	Horticulture	28	14	11		2	1	1
		8.2	Vegetable Crops or Science/ Olericulture	53	26	20		4	2	2
		8.3	Pomology/Fruit Sci., Fruit Sci. & Hort. Technology	51	25	19		4	2	1
		8.4	Post-harvest Technology of Horticultural Crops	12	6	5		1		
		8.5	Floriculture and Landscaping Architecture	34	17	13		3	1	1
		8.6	Plantation Spices, Medicinal & Aromatic Crops Plants	12	6	4		1	1	
		Total		190	94	72		15	7	5
09	FORESTRY/AGR FORESTRY AND SILVICULTURE	9.1	Forest Production & Utilization	1	1	1				
		9.2	Silviculture & Agroforestry	7	4	2		1	1	1
		9.3	Tree Physiology & Breeding	4	2	2				
		9.4	Agroforestry	3	2	2				
		9.5	Forest NRM/ Forest Management & Utilization	3	2	1		1		
		9.6	Plantation Technology	1	0					
		9.7	Wildlife Sci. (Forestry)	2	1	1				
		9.8	Wood Science	2	1	1				
Total		23	13	10		2	1	1		
10	AGRICULTURAL ENGINEERING AND TECHNOLOGY	10.1	Soil and Water Cons. Engg./Soil & Water Engg.	34	8	6		1	1	
		10.2	Irrigation and Drainage Engg./ Irri. Water Mgmt. Engg.	4	1	1				
		10.3	Post-Harvest Technology/ Processing & Food Engg.	30	8	6		1	1	
		10.4	Farm Machinery and Power Engg.	35	9	6		2	1	1
		10.5	Renewable Energy	3	1	1				
		Total		106	27	20		4	3	1
11	WATER SCIENCE AND TECHNOLOGY	11.1	Water Science & Technology	2	1	1				
		Total		2	1	1		0	0	0
12	HOME SCIENCE (CURRENTLY RENAMED AS COMMUNITY SCIENCE)	12.1	Food and Nutrition	17	3	2		1		1
		12.2	Human Development and Family Studies	9	2	2				
		12.3	Home Management/Family Resource Management	14	3	2		1		
		12.4	Clothing and Textile/ Textile & Apparel Designing	8	1	1				
		12.5	Home Science Extension / Education, / Extn. & Comm. Mgmt.	17	3	2			1	
		Total		65	12	9		2	1	1

13	ANIMAL BIOTECHNOLOGY	13.1	Animal Biotechnology	25	4	3		1		
		13.2	Veterinary/Animal Biochemistry	29	4	3		1		
			Total	54	8	6		1	1	0
14	VETERINARY SCIENCE	14.1	Veterinary Anatomy / Veterinary Anatomy & Histology	17	2	2				
		14.2	Vety. Gynecology and Obst./ Ani. Reproduction	35	5	3		1	1	1
		14.3	Vety. Medicine (Clinical /Preventive)	28	4	3		1		
		14.4	Vety. Parasitology	25	4	3		1		
		14.5	Vety. Pharmacology and Toxicology	19	3	3				
		14.6	Vety. Pathology	26	4	3		1		
		14.7	Wildlife Sci./ Wildlife Health Mgt.	2						
		14.8	Vety. Virology							
		14.9	Vety. Immunology	1						
		14.10	Veterinary Microbiology & Immunology / Bacteriology	35	5	3		1	1	1
		14.11	Veterinary Surgery & Radiology	31	4	3		1		
		14.12	Vety. Public Health & Epidemiology/ Vety. Public Health/ Vety. Epidemiology/ Vety. Epidemiology & Preventive Medicine	27	4	3			1	
			Total	246	35	26		6	3	2
15	ANIMAL SCIENCES	15.1	Animal Husbandry/ Dairy Sci.	6	1	1				
		15.2	Animal Genetics and Breeding	41	4	2		1	1	1
		15.3	Animal Nutrition	38	4	3		1		
		15.4	Vety./Animal Physiology	29	3	3				
		15.5	Livestock Production and Management	44	5	3		1	1	
		15.6	Livestock Products Technology	16	2	2				
		15.7	Poultry Science	15	2	2				
		15.8	Veterinary and Animal Husbandry Extension	14	1	1				
		15.9	Livestock/ Veterinary/Animal Husbandry Economics	5	1	1				
		15.10	Bio-Statistics	2	0					
			Total	210	23	18		3	2	1
16	FISHERIES SCIENCE	16.1	Fisheries Sciences/ Fish Env. Mgmt.	0	0					
		16.2	Fisheries Resource Management	22	3	2			1	
		16.3	Aquaculture	30	3	2		1		1
		16.4	Fish Processing & Technology/ Fish PHT	13	2	1		1		
		16.5	Fish Physiol. & Biochemistry	6	1	1				

		16.6	Aquatic Animal Health Mgmt.	14	2	1		1		
		16.7	Fisheries Extension	8	1	1				
		16.8	Aquatic Env. Management	11	1	1				
		16.9	Fish Genetics/Breeding/Biotechnology	13	2	2				
		16.10	Fish Nutrition and Feed Tech.	7	1	1				
		16.11	Fish. Economics	8	1	1				
		16.12	Fish Engg. & Technology	2	0					
			Total	134	17	13		3	1	1
17	DAIRY SCIENCE	17.1	Dairy Microbiology	9	2	2				
		17.2	Dairy Chemistry	10	3	2		1		
			Total	19	5	4		1	0	0
18	DAIRY TECHNOLOGY	18.1	Dairy Technology	18	5	3		1	1	
		18.2	Dairy Engineering	9	3	3				
			Total	27	8	6		1	1	0
19	FOOD SCIENCE TECHNOLOGY	19.1	Food Technology/Food Science & Technology(M.Sc.)	17	11	8		2	1	1
		19.2	Food Safety & Quality Assurance (M.Sc.)	6	4	4				
		19.3	Food Science & Nutrition (M.Sc.)	6	4	3		1		
			Total	29	19	15		3	1	1
20	AGRI BUSINESS MANAGEMENT	20.1	Agri Business Management (MBA)	162	11	8		2	1	1
		20.2	Agri. Marketing & Cooperation (M.Sc.)	3						
			Total	165	11	8		2	1	1
			GRAND TOTAL	2354	600	460		93	4	31
								7		

*5% reservation in PG Scholarship for Physically Challenged (PC) category will be horizontal across all categories, i.e. such candidates would draw Scholarship from the GEN/SC/ST category to which they belong. If the PG Scholarship is not available in a particular category to which PC candidate belongs then the same would be drawn from Gen. category, if available.

Note:

- i. The admission would be granted under accredited programme(s) of an accredited college(s) under an accredited university except for Dr. RP CAU, Pusa, Bihar and RLBCAU, Jhansi where 100% seats will be filled up through ICAR.
- ii. The exact title/nomenclature of the degree programme might vary from one university to another. Candidates are advised to enquire the nomenclature of degree programme from the Registrar of university concerned (for contact details, please refer Annexure-XVII) at the time of counseling/ while seeking admission.
- iii. From Academic Session 2019-20, the criteria for PG Scholarship (erstwhile JRF) distribution, based on total number of seats in each subject, has been changed to average number of aspirants actually appeared in the AIEEA (PG) in the preceding three years. The number of PG Scholarship is tentative and may vary depending on the actual number of candidates actually appeared for the examination in a particular Major Subject. It will finally be known only at the time of counseling.
- iv. There will be no transfer of ICAR (PG) Scholarship even if a candidate awarded PG Scholarship at the time of counseling leaves the degree programme in between for any reason.
- v. There is no reservation of ICAR- PG Scholarship for candidates of OBC (NCL) and UPS category. They would be entitled for ICAR- PG Scholarship based on overall merit.

Stream in Graduation Degree

Stream	Code
Agriculture	01
Agricultural Coop. & Marketing	02
Basic Sciences	03
Dairy Science/Dairy Technology	04
Engineering/Technology	05
Fisheries	06
Forestry	07
Home Science	08
Horticulture	09
Veterinary Science	10
Sericulture	11
Computer Science	12
Biotechnology	13
Food Science	14
Other subject streams	15

List of Graduation College/Faculty Code

Name of College/Faculty	Code
Bachelor Agriculture	01
Horticulture	02
Community Science (Formerly Home Science)	03
Basic Sciences	04
Forestry/Agro Forestry	05
Dairy Science/Dairy Technology	06
Engineering/ Agri. Engineering	07
Fisheries Science	08
Veterinary	09
Any other	10

Graduation Duration Code

Pattern	Code
10+2+3 Years (<i>Eligible for admission at IARI and NDRI only</i>)	3
10+2+4 Years	4
10+2+5 Years	5
10+6 Years	6

List of Private Agricultural Universities/Colleges (accredited by ICAR) whose candidates passed out in indicated Bachelor degree programmes are eligible for appearing in AIEEA (PG)-2020

Sr. No.	Name of University & year of Establishment	Name of College	Bachelor Degree Programmes
1.	Allahabad School of Agriculture (now Naini Agricultural Institute), Sam Higginbottom University of Agriculture, Technology and Sciences, Allahabad (Uttar Pradesh) (Established: 1910)	Allahabad School of Agriculture	B.Sc. (Hons.) Agriculture
2.	Lovely Professional University (Established: 2005)	School of Agriculture	B.Sc. (Hons.) Agriculture
3.	Guru Kashi University, Talwandi Sabo, Bathinda, Punjab (Established: 2011)		B.Sc. (Hons.) Agriculture
4.	M.S. Swaminathan School of Agriculture, CUTM, Odisha (Established: 2013)	M.S. Swaminathan School of Agriculture, CUTM	B.Sc. (Hons) Agriculture
5.	College of Agriculture and Technology, Kullapuram, Theni (Affiliated to TNAU, University) (Established: 2010)	College of Agriculture and Technology, Theni	B.Sc. (Hons.) Agriculture
6.	Siksha 'O' Anusandhan, (Deemed to be University), Bhubaneswar, Odisha (Established: 2007)	Faculty of Agricultural Sciences, Siksha 'O' Anusandhan, Bhubaneswar	B.Sc. (Hons) Agriculture
7.	School of Agriculture, ITM University, Gwalior, MP (Established: 2013)	School of Agriculture, ITM University, Gwalior	B.Sc. (Hons.) Agriculture

NOTE:

Candidate should note that for admission to Master's degree programmes through entrance examination conducted by NTA, only the candidates having passed graduation with four/six (10+6 B.Sc. Ag.)/five years' (B.V.Sc. & AH) degree programme from any public funded/Govt. institution will be eligible. Candidates passed out from private Agricultural Universities/Colleges not accredited by ICAR, even though affiliated to public funded/Govt. institutions are not eligible for admission through this examination. Only those candidates from Private Agricultural Universities/Colleges (accredited by ICAR) are eligible to appear in the examination who have completed their degree in programmes accredited by ICAR. Further, in case any degree from a particular college/university is not considered for admission by an Agricultural University or any particular college/university has been derecognized by VCI/UGC or due to any Court directives (present or future), ICAR will not be responsible for admitting students of that college/university in the Universities not willing to admit such candidates.

List of ICAR accredited Master's degree programmes and Colleges of Dr. RPCAU, Pusa

Name of University & year of Establishment	Period of Accreditation	College	Period of Accreditation	Master Degree Programmes
Rajendra Agricultural University, Pusa, Samastipur (Bihar) (1978)	Five years w.e.f. 28.03.2016 to 27.03.2021	College of Home Science, Pusa	Five years w.e.f. 28.03.2016 to 27.03.2021	M.Sc. Home Science in - Extension Education and Communication Management, Food and Nutrition
	Five years w.e.f. 28.03.2016 to 27.03.2021	Faculty of Basic Sciences and Humanities, Pusa	Five years w.e.f. 28.03.2016 to 27.03.2021	M.Sc. Ag. in - Agricultural Biotechnology, Agricultural Statistics, Plant Physiology
	Five years w.e.f. 28.03.2016 to 27.03.2021	P.G. Department of Agriculture, Pusa	Five years w.e.f. 28.03.2016 to 27.03.2021	M.Sc. Ag. in - Agronomy, Agricultural Economics, Entomology, Extension Education, Plant Breeding and Genetics, Plant Pathology, Nematology, Soil Science, Horticulture

Processing charges & Goods and Service Taxes (GST) and Procedure for Payment of Fee

Mode of Payment of Fee/ Service Provider and Service/Processing charges & GST

After completing Step-2 of Online Application Form, candidates may remit the examination fee (Step -3) by choosing the following options:

- (i) **Online Mode i.e. Debit/ Credit card, Net Banking and Unified Payment Interface (UPI) in ICICI Bank or HDFC Bank or Syndicate Bank:**
- Check the validity of the Debit/ Credit Card and keep it ready with you while logging on to website for submitting application form. Candidate should enter the information asked for and make payment through Debit/ Credit Card.
 - Through Net Banking, check the balance in your account and keep all credentials ready with you while logging on to website for submitting application form. Candidate should Login with his/her credentials of net banking and make payment through Net Banking.
- (ii) **Cash Deposit through e-challan at Syndicate Bank Branches only:**
- Print e-Challan in .pdf on A 4 size paper from Syndicate MOPS page which will contain NTA's required information in addition to Bank reference No. and visit any of the Syndicate Banks branches in India and deposit amount mentioned in e-Challan.

Please select any Mode of Payment/Service Provider (Service/Processing charges per transaction & GST (applicable @ 18 %) to be paid by the candidate):

S. No.	Mode of Payment	HDFC BANK		SYNDICATE BANK		STATE BANK OF INDIA	
1	Net Banking	HDFC	NIL Charge	Syndicate Bank	NIL Charge	SBI	Rs 5.00+GST
		Other Banks	4.00 + GST	Other Banks	4.00 + GST	Other Banks	
2	All Debit Card	HDFC or Other Banks	Nil Charge	Syndicate Bank or Other Banks	Nil Charge	Nil	
3	Credit Card	Domestic	0.40% of Fee + GST	Domestic	0.40% of Fee + GST	Domestic	0.80% of Fee+GST (Minimum Rs 11/-)
		International	2.35% OF Fee+ GST	International	2.35% of Fee+ GST	International	3.50% of Fee+GST (Minimum Rs 11/-)
4	Unified Payment Interface (UPI)	Nil Charge		Nil Charge		Nil	
		PAY USING HDFC		PAY USING SYNDICATE		PAY USING SBI	

Note: In case, the fee payment status is not 'OK' the candidates are advised as following:-

- (i) If the fee is paid through credit/debit card and status is not OK, it means the transaction is cancelled. Therefore, such candidates have to pay the fee once again and ensure the OK fee status.
- (ii) For cancelled transactions, the amount will, automatically, be refunded by the concerned Bank to concerned credit/debit card within **15 days of last date of submission of Application Form.**

Helpdesk: For any transaction related queries/ inquiry, please contact at:

(a) If Paying using HDFC Bank:

Level	Name	Email ID	Contact Number
1	Vikram Singh	--	09799810080
2	Shri Ripon Bhattacharjee	ripon.bhattacharjee@hdfcbank.com	09625031697
3	Shri Achin Lamba	achin.lamba@hdfcbank.com	09625048643

(b) If Paying using Syndicate Bank:

Level	Name	Email ID	Contact Number
1	Helpdesk	pgsupport@billdesk.com	0120 2400850/ 01202400851 9971262371
2	Complaint Management Services	ro.noida@syndicatebank.co.in	(0120) 2400853/ 09412770540
3	Customer Care	roit.noida@syndicatebank.co.in	9971262371
4	Through SMS	roit.noida@syndicatebank.co.in	

(c) If Paying using SBI Bank:

Level	Name	Email ID	Contact Number
1	Helpdesk	Dgmcs.cc@sbi.co.in	18004253800
2	Helpdesk	Sbi.05222@sbi.co.in	08026599990
3	Customer Care	Agmcustomer.lhodel@sbi.co.in	1800112211
4	Through SMS	UNHAPPY(addtext)	8008202020

COMMON SERVICES CENTRES/FACILITATION CENTRES

Candidates, who are not well conversant to submit the online application due to various constraints, can use the services of Common Services Centre, Ministry of Electronics and Information Technology, Government of India under the Digital India initiatives of Hon'ble Prime Minister. The Common Services Centre (CSC) scheme is a part of the ambitious national e-Governance Plan (NeGP) of Government of India and is managed at each village panchayat level by a Village level Entrepreneur (VLE)


There are more than 1.5 lakhs Common Services Centres (CSC) across the country which will provide the desired support to candidates from urban as well as rural areas in online submission of Application Form and payment of fee through e-wallet. The list of the Common Services Centre is available on website: www.csc.gov.in.

The Common Services Centre will be providing following services on the rates indicated against each:


S. No.	Services	Service Charges per transaction (GST applicable @ 18%)
1	Preparing e-mail, Submission of Application form & Printout till Fee Payment (Including uploading of Scanned Images)	Rs 25/-+GST
2	Uploading of Scanned Images only	Rs 10/-+GST
3	On line payment of Fee	Rs 0.5% of Fee +GST
4	Downloading of Admit Card/ OMR Answer Sheet/Answer Key	Rs 10+GST
5	Online claim for Responses/ Answer Key	Rs 25+GST
6	Printout per page	Rs 5+GST

Note: To know nearest Common Services Centre, please open link - <http://gis.csc.gov.in/locator/csc.aspx>

Replica of AIEEA (PG) 2020 Application Form


 Government of India
 Ministry of Human Resource Development

Indian Council of Agricultural Research (AIEEA)
 (PG)-2020
 ICAR'S All India Entrance Examination for Admission


 NATIONAL TESTING AGENCY
 e-Content Development

[Home](#)

NEW CANDIDATE REGISTRATION

ONLY REGISTERED CANDIDATES SIGN IN

Steps to apply online

- Apply for Online Registration
- Fill Online Application Form
- Upload Scanned Photo & Signature
- Pay Examination Fee

Application Form : AIEEA (PG)-2020


NEW REGISTRATION

Application Form : AIEEA (PG)-2020

Application No :

Password :

Enter Security Pin :

Security Pin : 

SIGN IN

[Forgot Password ?](#)
[Forgot Application No ?](#)

Disclaimer: This site is designed and hosted by NIC eCounselling division and the contents are provided by NTA. For any further information, please contact to NTA. (Ver 1.0.136.2.0)

ONLY REGISTERED CANDIDATES SIGN IN

Application Form : AIEEA (PG)-2020

Application No :

Password :

Enter Security Pin :

Security Pin : 

SIGN IN

[Forgot Password ?](#)
[Forgot Application No ?](#)

Home

Registration

Application Form

Image Upload

Fee Payment

Instructions and Procedure for online submission of Application Form

Download Information Bulletin

- Please read the instructions, procedure and Information Bulletin carefully before you start filling the Application form.
- Candidate can apply for AIEEA (PG)-2020 'ONLINE' only through the website.
- Please ensure you check the email id for AIEEA (PG)-2020.
- Examination Fees**

The fee (in INR + Rupee) for AIEEA (PG)-2020 is as follows:

EXAMINATION FEE DETAIL		
Apply for	General/Unreserved, Other Backward Classes (OBC) (NCL) & UPS/ EWS	SC/ST/PwD/ Transgender
Not applicable for AIEEA (PG)-2020	Rs. 1100/-	Rs. 330/-

Service Charges & Service Fees (as applicable) will be charged extra by the Bank.

- The fee can be submitted through Net Banking/Debit/Credit Card/ATM facility.
- Application Procedure: Steps to be followed to apply online**
 - Step 1: Registration for Online Application Form** and save down system generated Application Number. The candidate should verify all the details while filling the Online Application form and also required to create PASSWORD and choose Security Question and give right Answer. After successful submission of the online details, Application number will be generated and it will be used to complete the remaining steps of the Application form and will also be required for all future transactions. For subsequent login, candidate will be able to login directly with the respective system generated Application Number and created Password.
 - Step 2: Complete the Application Form** Candidate can login with the system generated Application Number and created Password for completing the Application form.
 - Step 3: Upload Scanned Images of Candidate Photograph, Signature and Thumb Impression (Index - Left, Middle - Right):**
 - Size of scanned photograph should be in JPG/JPEG format.
 - Size of scanned photograph should be between 10 kb to 200 kb.
 - Size of scanned signature should be between 4 kb to 20 kb.
 - Size of scanned thumb should be between 4 kb to 20 kb.
 - Color photograph with white background.
 - Signature in blue/black ink on white paper.

Note: Upload the correct Photograph, Signature and Thumb Impression as the facility for correction in images will not be given.
 - Step 4: Pay Examination Fee using Net Banking/Debit/Credit Card/ATM:** Payment by Debit/Credit Card/Net Banking: The candidate has to select Debit/Credit Card/Net Banking option to pay the examination fee and follow the online transaction to complete the payment of fee. After successful payment, candidate will be able to print the Confirmation Page. In case the Confirmation Page is not generated after payment of fee then the transaction is cancelled and amount will be refunded to the candidate's account. However, the candidate has to make another transaction, to make the Confirmation Page is not generated.
- Important Instructions about PASSWORD**

During registration, candidate will be required to choose PASSWORD and Security Question and its Answer. Candidate is advised to remember his/her password for all future login.

The Password must be as per the following Password policy:

 - Password must be 8 to 14 character long.
 - Password must have at least one special character.
 - Password must have at least one lower case alphabet.
 - Password must have at least one numeric value.
 - Password must have at least one special character (QWERTY,ASDF, ZXCV, etc).

Note: In subsequent login, candidate will be able to login directly with his/her respective system generated Application Number and the chosen Password. Candidate is advised never to disclose or share his/her password with anybody. Neither IFA nor NIC will be responsible for release or misuse of the password of a candidate. Candidate can change his/her password after login, if desired. Candidate should remember to log out at the end of his/her session so that the details of the candidate cannot be viewed or modified by unauthorized persons.
- How to reset your password:** The following options are available to reset Password:
 - Using Security Question & its Answer: you choose during form filling.
 - Using verification code sent via text message (SMS) to your Registered Mobile No.
 - Using a reset link sent via email to your Registered Email address.
- The Application Number entered on the online generated Confirmation Page must be memorized if all other transactions, is a reference essential to save down the application number entered on the Confirmation Page.

NOTE: Please fill the Application form carefully as the facility for Correction will not be given.

I have downloaded Information Bulletin, read and understand all the instructions. ✓

Click here to Proceed

Home

Registration Application Form Image Upload Fee Payment

Personal Details

Candidate's Name: Father's Name:
 Mother's Name: Candidate's Date of Birth:
 Type of Identification: Gender:
 Identification Number:

Permanent Address

Address: Locality (Optional):
 City/Town/Village: Country:
 State: District:
 Pin Code: STD code with Telephone No. (Optional):
 Email Address: Mobile Number:

Choose Password

Password: Confirm Password:
 Security Question: Security Answer:

Security Pin

Enter security pin (case sensitive):
 Security Pin:

SUBMIT

Disclaimer: This site is designed and hosted by NIC counselling division and the contents are provided by NTA. For any further information, please contact to NTA. (Ver 1.0.136.2.0)

Home

Registration Application Form Image Upload Fee Payment

Personal Details

Candidate's Name: Jayanta Father's Name: Binaton
 Mother's Name: tombi Candidate's Date of Birth: 15 January (01)
 Type of Identification: PAN Card Gender: Male
 Enter PAN Number: 24235dfgd

Permanent Address

Address: Thoubal Locality (Optional): sgsd
 City/Town/Village: charangpat Country: India
 State: ANDHRA PRADESH District: CHITTOOR
 Pin Code: 566586 STD code with Telephone No. (Optional): 4747
 Email Address: dthf@gmail.com Mobile Number: 91 - 8837006171

Choose Password

Password: ***** Confirm Password: *****
 Security Question: What is your neighbour? Security Answer: ****

Security Pin

Enter security pin (case sensitive): WB2189
 Security Pin: 778970

SUBMIT

Disclaimer: This site is designed and hosted by NIC counselling division and the contents are provided by NTA. For any further information, please contact to NTA. (Ver 1.0.136.2.0)

Home

Review Page - Online Registration Form

Review the following particulars carefully. If you would like to change any particulars entered, you may do so by pressing 'EDIT REGISTRATION FORM' button or press 'FINAL SUBMIT' button for final submission.

Personal Details	
Candidate's Name: JAVENTA Mother's Name: TOMBI Type of Identification: PAN Card PAN Card: 242354fdgd	Father's Name: BINAYON Candidate's Date of Birth: 15-01-1991 Gender: Male
Permanent Address	
Address: Theohal City/Town/Village: charangpat State: ANDHRA PRADESH Pin Code: 566586 Email Address: dfm@gmail.com	Locality(Optional): sgsl Country: India District: CHITTOOR STD code with Telephone No(Optional): 4747 Mobile Number: 91 - 8837006171
Account Details	
Security Question: What is your neighbour's pet name?	Security Answer: (Not shown due to security reasons) Password: (Not shown due to security reasons)
Particulars checked to be verified	
Kindly verify all the particulars listed below carefully. Once submitted Registration Form finally, changes can not be made.	
<input type="checkbox"/> My Name <input type="checkbox"/> Father Name <input type="checkbox"/> Mother Name <input type="checkbox"/> Date of Birth <input type="checkbox"/> Gender <input type="checkbox"/> Address <input type="checkbox"/> Mobile Number <input type="checkbox"/> Email ID	
Declaration	
I hereby declare that all the particulars given by me in this form are true to the best of my knowledge and belief and any mistake / misinformation, detected at the time of admission or at any stage in future, will result in the cancellation of admission/candidature. I have read the information bulletin and understood all the procedures. In case I furnish any false information, my result will not be declared/ my candidature will automatically stand cancelled. I shall abide by terms and conditions therein.	
<input type="checkbox"/> I Agree	
<input type="button" value="EDIT REGISTRATION FORM"/> <input type="button" value="FINAL SUBMIT"/>	

Disclaimer: This site is designed and hosted by NIC eCounselling division and the contents are provided by NTA. For any further information, please contact to NTA. (Ver 1.0.136.2.0)

Home

Review Page - Online Registration Form

Review the following particulars carefully. If you would like to change any particulars entered, you may do so by pressing 'EDIT REGISTRATION FORM' button or press 'FINAL SUBMIT' button for final submission.

Personal Details	
Candidate's Name: JAVENTA Mother's Name: TOMBI Type of Identification: PAN Card PAN Card: 242354fdgd	Father's Name: BINAYON Candidate's Date of Birth: 15-01-1991 Gender: Male
Permanent Address	
Address: Theohal City/Town/Village: charangpat State: ANDHRA PRADESH Pin Code: 566586 Email Address: dfm@gmail.com	Locality(Optional): sgsl Country: India District: CHITTOOR STD code with Telephone No(Optional): 4747 Mobile Number: 91 - 8837006171
Account Details	
Security Question: What is your neighbour's pet name?	Security Answer: (Not shown due to security reasons) Password: (Not shown due to security reasons)
Particulars checked to be verified	
Kindly verify all the particulars listed below carefully. Once submitted Registration Form finally, changes can not be made.	
<input checked="" type="checkbox"/> My Name <input checked="" type="checkbox"/> Father Name <input checked="" type="checkbox"/> Mother Name <input checked="" type="checkbox"/> Date of Birth <input checked="" type="checkbox"/> Gender <input checked="" type="checkbox"/> Address <input checked="" type="checkbox"/> Mobile Number <input checked="" type="checkbox"/> Email ID	
Declaration	
I hereby declare that all the particulars given by me in this form are true to the best of my knowledge and belief and any mistake / misinformation, detected at the time of admission or at any stage in future, will result in the cancellation of admission/candidature. I have read the information bulletin and understood all the procedures. In case I furnish any false information, my result will not be declared/ my candidature will automatically stand cancelled. I shall abide by terms and conditions therein.	
<input checked="" type="checkbox"/> I Agree	
<input type="button" value="EDIT REGISTRATION FORM"/> <input type="button" value="FINAL SUBMIT"/>	

Disclaimer: This site is designed and hosted by NIC eCounselling division and the contents are provided by NTA. For any further information, please contact to NTA. (Ver 1.0.136.2.0)


 Indian Council of Agricultural Research (AIEEA) (PG)-2020
 ICAR'S All India Entrance Examination for Admission
 

Home

Review Page - Online Registration Form

Review the following particulars carefully. If you would like to change any particulars entered, you may do so by pressing 'EDIT REGISTRATION FORM' button or press 'FINAL SUBMIT' button for final submission.

Personal Details	Candidate's Name: JAYENTA Mother's Name: TOMBI Type of Identification: PAN Card PAN Card: 2423544d4	Father's Name: BINATON Candidate's Date of Birth: 15-01-1991 Gender: Male
Permanent Address	Address: Thoubal City/Town/Village: charangpat State: ANDHRA PR Pin Code: 566586 Email Address: dmf@gmail.com	Locality (Optional): s9d Country: India District: CHETTOOR (Optional): 4747 No Number: 91 - 8837006171
Account Details	Security Question: What is your neighbour's pet name?	Security Answer: (Not shown due to security reasons) Password: (Not shown due to security reasons)
Particulars checked to be verified	Kindly verify all the particulars listed below carefully. Once submitted Registration Form finally, changes can not be made. <input checked="" type="checkbox"/> My Name <input checked="" type="checkbox"/> Father Name <input checked="" type="checkbox"/> Mother Name <input checked="" type="checkbox"/> Date of Birth <input checked="" type="checkbox"/> Gender <input checked="" type="checkbox"/> Address <input checked="" type="checkbox"/> Mobile Number <input checked="" type="checkbox"/> Email ID	
Declaration	I hereby declare that all the particulars given by me in this form are true to the best of my knowledge and belief and any mistake / misinformation, detected at the time of admission or at any stage in future, will result in the cancellation of admission/candidature. I have read the information bulletin and understood all the procedures. In case I furnish any false information, my result will not be declared/ my candidature will automatically stand cancelled. I shall abide by terms and conditions therein. <input checked="" type="checkbox"/> I Agree	

EDIT REGISTRATION FORM
FINAL SUBMIT

Disclaimer: This site is designed and hosted by IIC eCounselling division and the contents are provided by NTA. For any further information, please contact to NTA. (Ver 1.0.136.2.0)


 Indian Council of Agricultural Research (AIEEA) (PG)-2020
 ICAR'S All India Entrance Examination for Admission
 

Home Change Password Register Query Logout

Welcome, Jayenta
Application No - 2011 1000 0019

Registration
Application Form
Image Upload
Fee Payment

Application Progress Status	Step 1: View Registration Form Step 2: Complete Application Step 3: Upload Images Step 4: Pay Examination Fee	Application Status	<table border="1" style="width: 100%; border-collapse: collapse;"> <tr><td>Registration Form</td><td style="text-align: center;">Complete</td></tr> <tr><td>Application Form</td><td style="text-align: center;">Incomplete</td></tr> <tr><td>Image Upload</td><td style="text-align: center;">Incomplete</td></tr> <tr><td>Application Fee Payment</td><td style="text-align: center;">Incomplete</td></tr> </table>	Registration Form	Complete	Application Form	Incomplete	Image Upload	Incomplete	Application Fee Payment	Incomplete
Registration Form	Complete										
Application Form	Incomplete										
Image Upload	Incomplete										
Application Fee Payment	Incomplete										

You have completed **Registration Form**. Please note down the Application Number for future references.

Application Number: 2011 1000 0019

Fill the Application Form by clicking on button as shown below.

Complete Application Form

Disclaimer: This site is designed and hosted by IIC eCounselling division and the contents are provided by NTA. For any further information, please contact to NTA. (Ver 1.0.136.2.0)

Indian Council of Agricultural Research (ICAR)
ICAR'S All India Entrance Examination for Admission

[Home](#) | [Change Password](#) | [Request Query](#) | [Logout](#)

[Dashboard](#) | [Profile](#) | [Registration](#) | [Exam Details](#) | [Employment](#)

Registration Page - Online Registration Form

Attention: The information provided in this form will be used for the purpose of the examination. It is mandatory to fill all the fields. The information provided in this form will be used for the purpose of the examination. It is mandatory to fill all the fields. The information provided in this form will be used for the purpose of the examination. It is mandatory to fill all the fields.

Personal Details

Registration No.: [Text Field]
 Roll No.: [Text Field]
 Name: [Text Field]
 Date of Birth: [Text Field]
 Gender: [Text Field]
 Address: [Text Field]
 City: [Text Field]
 State: [Text Field]
 Pin Code: [Text Field]

Academic Details

Name of the Institution: [Text Field]
 Address: [Text Field]
 City: [Text Field]
 State: [Text Field]
 Pin Code: [Text Field]

ICAR's Academic Categories

Registration No.	Roll No.	Registration Name	Registration No.	Registration Name	Registration No.	Registration Name	Registration No.	Registration Name	Registration No.	Registration Name
123456789	123456789	123456789	123456789	123456789	123456789	123456789	123456789	123456789	123456789	123456789

Final Remarks

I agree to the terms and conditions of the examination. I do not agree.

Indian Council of Agricultural Research (ICAR)
ICAR'S All India Entrance Examination for Admission

[Home](#) | [Change Password](#) | [Request Query](#) | [Logout](#)

[Dashboard](#) | [Profile](#) | [Registration](#) | [Exam Details](#) | [Employment](#)

Registration Page - Online Registration Form

Attention: The information provided in this form will be used for the purpose of the examination. It is mandatory to fill all the fields. The information provided in this form will be used for the purpose of the examination. It is mandatory to fill all the fields. The information provided in this form will be used for the purpose of the examination. It is mandatory to fill all the fields.

Personal Details

Registration No.: [Text Field]
 Roll No.: [Text Field]
 Name: [Text Field]
 Date of Birth: [Text Field]
 Gender: [Text Field]
 Address: [Text Field]
 City: [Text Field]
 State: [Text Field]
 Pin Code: [Text Field]

Academic Details

Name of the Institution: [Text Field]
 Address: [Text Field]
 City: [Text Field]
 State: [Text Field]
 Pin Code: [Text Field]

ICAR's Academic Categories

Registration No.	Roll No.	Registration Name	Registration No.	Registration Name	Registration No.	Registration Name	Registration No.	Registration Name	Registration No.	Registration Name
123456789	123456789	123456789	123456789	123456789	123456789	123456789	123456789	123456789	123456789	123456789

Final Remarks

I agree to the terms and conditions of the examination. I do not agree.

Welcome JA YEREA Application No: 2021 1000 0019

Registration Application Form Image Upload Fee Payment

Application Progress Status

Step 1: View Application Form
Step 2: View Application Form
Step 3: Upload Images
Step 4: Pay Examination Fee

Verify Mobile No. & Email Id

Verify Mobile Number
Verify Email Id

Please verify Mobile No. & Email Id to receive Confirmation Page/ Admit Card / Other important information from NTA.

Application Status

Registration Form	Complete
Application Form	Complete
Image Upload	Incomplete
Application Fee Payment	Incomplete

You have completed step 2 of Online Application Form.

If you want to edit filled Application Form then click 'Edit Application Form' button shown below. Otherwise proceed for uploading of scanned images by clicking 'Upload Images' button to complete step 3.

Application Number: 2021 1000 0019

Edit Application Form Upload Images

Disclaimer: This page developed and hosted by NICD,Chennai and the contents provided by NTA. For any further information, please contact NTA. (PG) (A) (2020)

Welcome JA YEREA Application No: 2021 1000 0019

Registration Application Form Image Upload Fee Payment

Upload Scanned Files

Please upload the following scanned files carefully in JPG format only.

1. Photograph: Size: max. 10 KB to 100 KB
2. Recent Photograph: Size: max. 10 KB to 100 KB
3. Signature: Size: max. 10 KB to 100 KB

Note: The authentication of uploaded documents to be done by the Applicant themselves. (Unchecked/ Blurred photograph/ signature may lead to cancellation of Application Form)

S.N	Type of File	Preview	Display
1	Photograph	Browser: No file selected.	
2	Recent Photograph	Browser: No file selected.	
3	Signature	Browser: No file selected.	

Security Pin

Enter Security Pin (characters):
Security Pin: X33947

I have verified uploaded images carefully

UPLOAD

Disclaimer: This page developed and hosted by NICD,Chennai and the contents provided by NTA. For any further information, please contact NTA. (PG) (A) (2020)

Welcome JAVENTA Application No: 2011 1000 0019

Registration Application Form Image Upload Fee Payment

Upload Scanned Files

Please upload the following Scanned Files carefully in JPG format only.

1. Photo with Size max. 3000x4000px = 10 KB to 200 KB.
2. Photo (with passport size max. 3000x4000px).
3. Scanned copy of passport size photograph.

Note: The authentication of uploaded documents to be covered by the Applicant themselves. (Newscamert/ Scanned photograph/ signature may need to cancellation of Application Form)

S.No.	Type of File	Preview	Display
1	Photo with size		
2	Photo (with passport size)		
3	Scanned copy of passport size photograph		

Security Pin: Security Pin:

I have verified uploaded images carefully.

UPLOAD

Disclaimer: This site is designed and hosted by NIC eCounselling division and the contents are provided by NTA. For any further information, please contact to NTA. (Ver: 1.0.136.2.0)

Welcome JAVENTA Application No: 2011 1000 0019

Registration Application Form Image Upload Fee Payment

Application Progress Status

Step 1: View Registration Form
Step 2: View Application Form
Step 3: View Uploaded Images
Step 4: Pay Examination Fee

Verify Mobile No. & Email Id

Verify Mobile Number
Verify Email Id

Please verify Mobile No. & Email Id to receive Confirmation Page/ Admit Card / Other important information from NTA.

Application Status

Registration Form	Complete
Application Form	Complete
Image Upload	Complete
Application Fee Payment	Incomplete

You have completed step 3 of Application Form for Indian Council of Agricultural Research (AIEEA (PG)-2020) ICAR'S All India Entrance Examination for Admission .
The processing of application form will be completed only after the payment of fee. After payment of Fee, you will not be able to edit the filled Application Form data.

You are required to pay the fee Rs. 550 /- .

Application Number: 2011 1000 0019

[Edit Application Form](#) [Edit Uploaded Images](#) [Pay Examination Fee Rs. 550 /-](#)

Disclaimer: This site is designed and hosted by NIC eCounselling division and the contents are provided by NTA. For any further information, please contact to NTA. (Ver: 1.0.136.2.0)

Welcome JAYENTA Application No: 2011 1000 0039

Registration ✓ Application Form ✓ Image Upload ✓ Fee Payment

Upload Document Files

Please upload the following Scanned Files carefully in JPG format only.

1. Photograph: Size max. 30 KB max. 10 KB to 200 KB.
2. Photo: Identification: Size max. 30 KB max. 3 KB to 30 KB.
3. Signature: Size max. 30 KB max. 4 KB to 30 KB.

Note: The authentication of uploaded documents to be carried by the Applicant themselves. (Unauthorized/ Skipped photograph/ signature may lead to cancellation of Application Form)

S.No	Type of File	Preview	Display
1	Photograph	Browser: 3.44379.jpg	
2	Photo: Identification	Browser: 12010000010_3.jpg	
3	Signature	Browser: 12010000010_3.jpg	

Confirm !!
Do you wish to upload Images finally?

YES NO

Security Pin

Enter Security Pin (same as registration): Q81139
Security Pin: X3J947

I have verified uploaded Images carefully

UPLOAD

Disclaimer: This site is designed and hosted by NIC eCounselling division and the contents are provided by NTA. For any further information, please contact to NTA. (Ver: 1.0.136.2.0)

Welcome JAYENTA Application No: 2011 1000 0039

Registration ✓ Application Form ✓ Image Upload ✓ Fee Payment

Mode of Payment

Activity : Examination Fee Payment

Select Mode of Payment

Online Payment

PROCEED FOR PAYMENT

Note: Examination Fee can be deposited through Debit/Credit Card/Net Banking/Paytm Services



Disclaimer: This site is designed and hosted by NIC eCounselling division and the contents are provided by NTA. For any further information, please contact to NTA. (Ver: 1.0.136.2.0)

Indian Council of Agricultural Research
AIEEA (PG) 2020

CANDIDATE DETAILS			
Candidate Name	JAYENTA	Fee Amount	550/-
Application Number	201110000019	Customer Id	20111000001901901
Date of Birth	15-01-1991		

EXAMINATION FEE PAYMENT	
Select Payment Provider:	<input type="radio"/> SBI MOPS (Net Banking/Credit Card/Debit Card of any bank or through SBI e-Challan) <input type="radio"/> Syndicate Bank Payment Gateway (Any Debit Card/Credit Card/Net Banking of any bank) <input type="radio"/> HDFC Bank Payment Gateway (Any Debit/Credit Card/Net Banking of any bank)
<input type="button" value="PROCEED FOR PAYMENT"/>	
Click here to Cancel this Transaction.	


Disclaimer: This site is designed and hosted by NIC and the contents are provided by NTA. For any further information, please contact NTA.





STATE BANK MULTI OPTION PAYMENT SYSTEM


Please Select Appropriate Card Type To Avoid Failures (C-Credit Card Options/D For Debit Card)


Net Banking



SBI
 Bank Charges:
 Bank Charges: 0.0


Other Banks
 Bank Charges: 5.9


Card Payments



State Bank Debit Cards
 Bank Charges: 0.0


Other Bank Debit Cards
 Bank Charges: 0.0


Credit Cards
 Bank Charges: 14.0

Other Payments Modes


SBI Branch
 Bank Charges: 0.0


UPI
 Bank Charges: 0.0

© State Bank of India
Site best viewed in I.E. 10 +, Mozilla 30 +, Google Chrome 30 +

National Testing Agency (NTA)
Procedure to be adopted for compilation of NTA scores for multi session Papers
(Normalization procedure based on PERCENTILE SCORE)

NTA will be conducting examinations on multiple dates, generally in two sessions per day. The candidates will be given different sets of questions per session and it is quite possible that in spite of all efforts of maintaining equivalence among various question papers, the difficulty level of these question papers administered in different sessions may not be exactly the same. Some of the candidates may end up attempting a relatively tougher set of questions when compared to other sets. The candidates who attempt the comparatively tougher examination are likely to get lower marks as compared to those who attempt the easier one. In order to overcome such a situation, “**Normalization procedure based on Percentile Score**” will be used for ensuring that candidates are neither benefitted nor disadvantaged due to the difficulty level of the examination. With the objective of ensuring that a candidate’s true merit is identified, and that a level playing field is created in the above context, the Normalization Procedure, set out below shall be adopted, for compiling the NTA scores for multi session papers.

The process of Normalization is an established practice for comparing candidate scores across multi session papers and is similar to those being adopted in other large educational selection tests conducted in India. For normalization across sections, NTA shall use the percentile equivalence.

Percentile Scores: Percentile scores are scores based on the relative performance of all those who appear for the examination. Basically the marks obtained are transformed into a scale ranging from 100 to 0 for each session of examinees.

The Percentile Score indicates the percentage of candidates that have scored EQUAL TO OR BELOW (same or lower raw scores) that particular Percentile in that examination. Therefore the topper (highest score) of each session will get the same Percentile of 100 which is desirable. The marks obtained in between the highest and lowest scores are also converted to appropriate Percentiles.

The Percentile score will be the Normalized Score for the examination (instead of the raw marks of the candidate) and shall be used for preparation of the merit lists.

The Percentile Scores will be calculated up to 7 decimal places to avoid bunching effect and reduce ties.

The Percentile score of a Candidate is calculated as follows:

$$\frac{100 \times \text{Number of candidates appeared in the 'Session' with raw score EQUAL TO OR LESS than the candidate}}{\text{Total number of the candidates appeared in the 'Session'}}$$

Note: The Percentile of the Total shall **NOT** be an aggregate or average of the Percentile of individual subject. Percentile score is not the same as percentage of marks obtained.

Example: Suppose a test was held in 4 sessions of examinees as per details given below:-
(Allocation of Days and shifts were done randomly)

(a) **Distribution of candidates were as follows:**

Session-1: Day-1 Shift-1, **Session-2:** Day-1 Shift-2, **Session-3:** Day-2 Shift-1 and **Session-4:** Day-2 Shift-2

Session	Day/Shift	No of Candidates			Marks	
		Absent	Appeared	Total	Highest	Lowest
Session-1	Day-1 Shift-1	3974	28012	31986	335	-39
Session-2	Day-1 Shift-2	6189	32541	38730	346	-38
Session-3	Day-2 Shift-1	6036	41326	47362	331	-49
Session-4	Day-2 Shift-2	9074	40603	49677	332	-44
Total(Session-1 to Session-4)		25273	142482	167755	346	-49

In this method of scoring the HIGHEST RAW SCORE in each paper (irrespective of the raw scores) will be the 100 Percentile indicating that 100% of candidates have scores equal to or lesser than the highest scorer/ topper for that session.

Highest Raw Score and Percentile Score: All the highest raw scores will have normalized Percentile Score of 100 for their respective session.

Session	Total Candidates Appeared	Highest Raw Score	Candidates who scored EQUAL OR LESS THAN Highest Raw Score	Percentile Score	Remarks
Session-1	28012	335	28012	100.0000000 [[28012/28012]*100]	i.e. all the highest raw scores would be normalized to 100 Percentile Score for their respective session.
Session -2	32541	346	32541	100.0000000 [[32541/32541]*100]	
Session -3	41326	331	41326	100.0000000 [[41326/41326]*100]	
Session -4	40603	332	40603	100.0000000 [[40603/40603]*100]	

Lowest Raw Score and Percentile Score: Percentile Score of all the lowest raw scores will depend on the total number of candidates who have taken the examination for their respective session.

Session	Total Candidates Appeared	Lowest Raw Score	Candidates who scored EQUAL OR LESS THAN Lowest Raw Score	Percentile Score	Remarks
Session - 1	28012	-39	1	0.0035699 [[1/28012]*100]	i.e. Percentile Score of all the lowest raw scores are different i.e. Percentile Score depend on the total number of candidates who have taken the examination for their respective session.
Session - 2	32541	-38	1	0.0030730 [[1/32541]*100]	
Session - 3	41326	-49	1	0.0024198 [[1/41326]*100]	
Session - 4	40603	-44	1	0.0024629 [[1/40603]*100]	

The following is a further explanation of the interpretation of the raw scores and Percentile Score in Session-3 (Day-2 and Shift-1) with 41326 candidates who have taken the examination.

Candidate	Percentile Score	No of Candidates	Raw Score	Remark
A	100.0000000 [[41326/41326]*100]	1	331	Indicates that amongst those appeared, 100% have scored either EQUAL TO OR LESS THAN the candidate A (331 raw score). It also indicates that no candidate has scored more than the candidate A (331 raw score).
B	90.1224411 [[37244/41326]*100]	77	121	Indicates that amongst those appeared, 90.1224411% have scored either EQUAL TO OR LESS THAN the candidate B (121 raw score). It also indicates that remaining candidates have scored more than candidate B (121 raw score).
C	50.4549194 [[20851/41326]*100]	381	41	Indicates that amongst those appeared, 50.4549194% have scored either EQUAL TO OR LESS THAN the candidate C (41 raw score).

				It also indicates that remaining those appeared have scored more than candidate C (41 raw score) .
D	31.7040120 [[13102/41326]*100]	789	25	Indicates that amongst those appeared, 31.7040120% have scored either EQUAL TO OR LESS THAN the candidate D (25 raw score) It also indicates that remaining candidates have scored more than candidate D (25 raw score) .
E	1.1034216 [[456/41326]*100]	100	-15	Indicates that amongst those appeared, 1.1034216% have scored either EQUAL TO OR LESS THAN the candidate E (-15 raw score) It also indicates that remaining candidates have scored more than candidate E (-15 raw score) .

STEP-BY-STEP PROCEDURE FOR NORMALIZATION AND PREPARATION OF RESULT:

Step-1: Distribution of Examinees in two shifts:

Candidates have to be distributed into two sessions randomly so that each session has approximately equal number of candidates. These two sessions would be as follows:

Session-1: Day-1 Shift-1, **Session-2:** Day-1 Shift-2

In the event of more number of days or less number of shifts, the candidates will be divided accordingly. This will ensure that there is no bias in the distribution of candidates who shall take the examination. Further, with a large population of examinees spread over the entire country the possibility of such bias becomes remote.

Step-2: Preparation of Results for each Session:

The examination results for **each session** would be prepared in the form of

- Raw Scores
- Percentiles Scores of Total raw scores.

The Percentiles would be calculated for each candidate in the Session as follows:

Let TP1 be the Percentile Scores of Total Raw Score of that candidate.

$$\text{Total Percentile (TP1)} : 100 \times \frac{\text{No. of candidates appeared from the session with raw score EQUAL TO OR LESS than T1 score}}{\text{Total No. of candidates appeared in the session}}$$

Step-3: Compilation of NTA score and Preparation of Result:

The Percentile scores for the Total Raw Score for all the sessions (**Session-1:** Day-1 Shift-1, **Session-2:** Day-1 Shift-2) as calculated in Step-2 above would be merged and shall be called the NTA scores which will then be used for compilation of result and further processing for deciding the allocation.

In the events of the percentiles for the multi-shifts being dissimilar / unequal, the lowest will be the eligibility cut-off for that category for all candidates (i.e. all shifts).

For Example: In an the examination held in two shifts, if the 40% marks correspond to a Percentile score of 78 in Shift 1 and 79 in Shift 2, then all those equal to or above 78 percentiles (Percentile score of 100 to 78) in both shifts will become eligible in General Category. Similar method will be adopted for the other categories to determine eligibility cut-offs.

In case the examination is held in more number of shifts the same principle shall apply.

Computer Based Test (CBT)

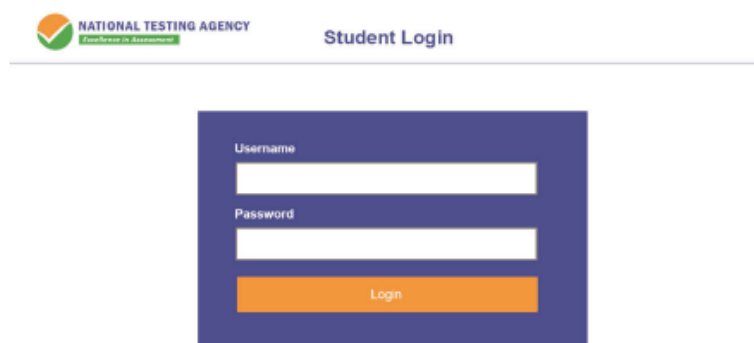
The major examinations being conducted by NTA will be Computer Based Test (CBT). A CBT requires candidates to sit in front of a computer terminal (node) allocated to them against their Roll number and Admit card. After logging the candidate will get detailed instructions for the examinations. At the designated time of start of examination, the candidates will be able to proceed and see the questions on the computer screen using the computer mouse. Candidates will have the option to change / modify/ edit / answers already entered any time during the examination.

Procedure for appearing in Computer Based Test (CBT):

(Sample/mock test will be available on UGC NET website: www.ntanet.nic.in in November, 2018 for hands on practice)

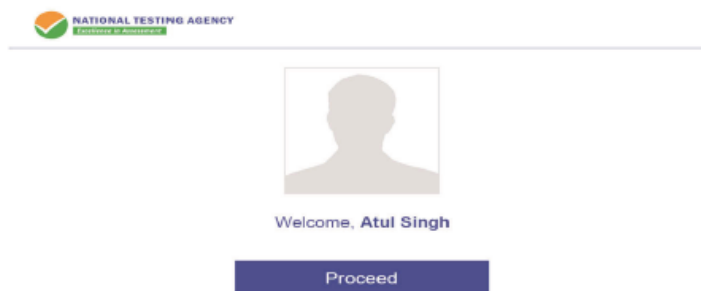
- A computer terminal (node) indicating roll number will be allocated to each candidate. Candidates should find and sit on their allocated computers only. Any candidate found to have changed room/hall or the computer on their own other than the one allotted would lead to cancellation of candidature and no plea in this regard would be entertained.
- For login, the candidate will have to enter **login-ID and password**. The computer terminal allotted to the candidate will display WELCOME login screen, Candidate's photograph and NET subject opted by the candidate.

Candidate Login Page



The screenshot shows the 'Student Login' page of the National Testing Agency. At the top left is the NTA logo with the text 'NATIONAL TESTING AGENCY' and 'Coordinator of Assessment'. To the right of the logo is the text 'Student Login'. Below this is a login form with a blue background. It contains two input fields: 'Username' and 'Password'. Below the password field is an orange 'Login' button.

Candidate Welcome Screen



The screenshot shows the 'Candidate Welcome Screen' of the National Testing Agency. At the top left is the NTA logo with the text 'NATIONAL TESTING AGENCY' and 'Coordinator of Assessment'. Below the logo is a placeholder for a candidate's photograph, represented by a grey silhouette. Below the photo is the text 'Welcome, Atul Singh'. At the bottom is a blue 'Proceed' button.



- After login, the candidate shall be able to see the detailed instructions for the examination. Candidates are advised to go through the instructions carefully regarding the type of questions and marking scheme. At the designated time of start of the examination, the candidates will be able to proceed and see the questions on the computer screen.

General Instruction Page

View in : English ▼

Please read the instructions carefully

General Instructions:

1. Total duration of examination is 60 minutes.
2. The clock will be set at the server. The countdown timer in the top right corner of screen will display the remaining time available for you to complete the examination. When the timer reaches zero, the examination will end by itself. You will not be required to end or submit your examination.
3. The Question Palette displayed on the right side of screen will show the status of each question using one of the following symbols:
 - 1 You have not visited the question yet.
 - 2 You have not answered the question.
 - 3 You have answered the question.
 - 4 You have NOT answered the question, but have marked the question for review.
 - 5 The question(s) "Answered and Marked for Review" will be considered for evaluation.The Marked for Review status for a question simply indicates that you would like to look at that question again.
4. You can click on the ">" arrow which appears to the left of question palette to collapse the question palette thereby maximizing the question window. To view the question palette again, you can click on "<" which appears on the right side of question window.
5. You can click on your "Profile" image on top right corner of your screen to change the language during the exam for entire question paper. On clicking of Profile image you will get a drop-down to change the question content to the desired language.
6. You can click on  to navigate to the bottom and  to navigate to the top of the question area, without scrolling.

Navigating to a Question:

7. To answer a question, do the following:
 - a. Click on the question number in the Question Palette at the right of your screen to go to that numbered question directly. Note that using this option does NOT save your answer to the current question.
 - b. Click on **Save & Next** to save your answer for the current question and then go to the next question.
 - c. Click on **Mark for Review & Next** to save your answer for the current question, mark it for review, and then go to the next question.

Answering a Question :

8. Procedure for answering a multiple choice type question:
 - a. To select your answer, click on the button of one of the options
 - b. To deselect your chosen answer, click on the button of the chosen option again or click on the **Clear Response** button
 - c. To change your chosen answer, click on the button of another option
 - d. To save your answer, you **MUST** click on the **Save & Next** button
 - e. To mark the question for review, click on the **Mark for Review & Next** button.
9. To change your answer to a question that has already been answered, first select that question for answering and then follow the procedure for answering that type of question.

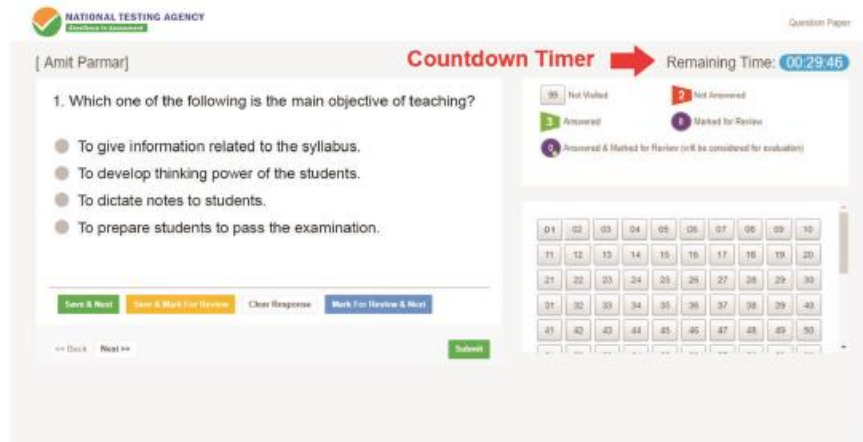
Navigating through sections:

10. Sections in this question paper are displayed on the top bar of the screen. Questions in a section can be viewed by clicking on the section name. The section you are currently viewing is highlighted.
11. After clicking the **Save & Next** button on the last question for a section, you will automatically be taken to the first question of the next section.
12. You can shuffle between sections and questions anytime during the examination as per your convenience only during the time stipulated.
13. Candidate can view the corresponding section summary as part of the legend that appears in every section above the question palette

The keyboard attached to the computer, if any, will be disabled during the entire duration of the examination. Depending on the type of question, the answers to questions can either be entered by clicking on the virtual on-screen keyboard (numeric or otherwise) using the computer mouse or by clicking the chosen option(s) using the computer mouse. Candidates will have the option to change/modify answers already entered anytime during the entire duration of the examination.

In case the computer/mouse allotted to any candidate malfunctions anytime during the test, he/she will be immediately allotted another computer system and the time lost due to this will be adjusted in the server so as to give the candidate the full allotted time.

The on-screen computer clock counter of every candidate will be set at the server. The countdown timer in the top right side of computer screen will display the time remaining (in minutes) available for the candidate to complete the examination. When the timer reaches zero, the examination will end by itself. Candidate will not be required to end or submit the examination.



- (d) The Question Palette displayed on the right side of screen will show the status of each question using one of the following symbols:



The question(s) “Answered and Marked for Review” status for a question indicates that candidate would like to have a relook at that question again. A candidate has the option of answering a question and simultaneously “Marked for Review”, these answers will be considered for evaluation. However, if a candidate has simply put “Marked for Review” for a question without answering it, the corresponding question marked for review without an answer will not be considered for evaluation. It may be noted that a candidate can return to any “Marked for Review” question any time during the examination by clicking on the corresponding question number icon displayed on the Question Palette of the corresponding section.

- (e) Candidate can click on the “>” arrow which appears to the left of question palette to collapse the question palette thereby maximizing the question viewing window. To view the question palette again, candidate can click on “<” which appears on the right side of question window.
- (f) Candidate can click on to navigate to the bottom and to navigate to the top of the question area, without scrolling. Using the computer mouse the candidate can scroll up and down the question viewing area for viewing the entire question.
- (g) The full paper can be viewed by clicking the “Question Paper” icon on the top right corner of the screen.
- (h) Blank Sheets for doing rough work/calculations shall be provided to the candidates. The Blanks Sheets would have a Header page for the candidates to write down his/her Name and Roll Number. All calculations/writing work are to be done only in the Blank Sheets provided at the centre in the examination Room/Hall and on completion of the test candidates must hand over the rough sheets to the invigilator on duty in the Room/Hall.
- (i) Navigating to a Question To navigate between questions within a Paper, candidate needs to do the following:
 - (a) Click on the question number in the Question Palette at the right of the screen to go to that numbered question directly. Note that using this option does NOT save the answer to the currently displayed question.

- (b) Click on “Save & Next” to save the answer of any question. Clicking on “Save & Next” will save the answer for the current question and the next question will be displayed on the candidate’s computer screen.
- (c) Click on “Mark for Review & Next” to mark a question for review (without answering it) and proceed to the next question.



(j) Answering a Question

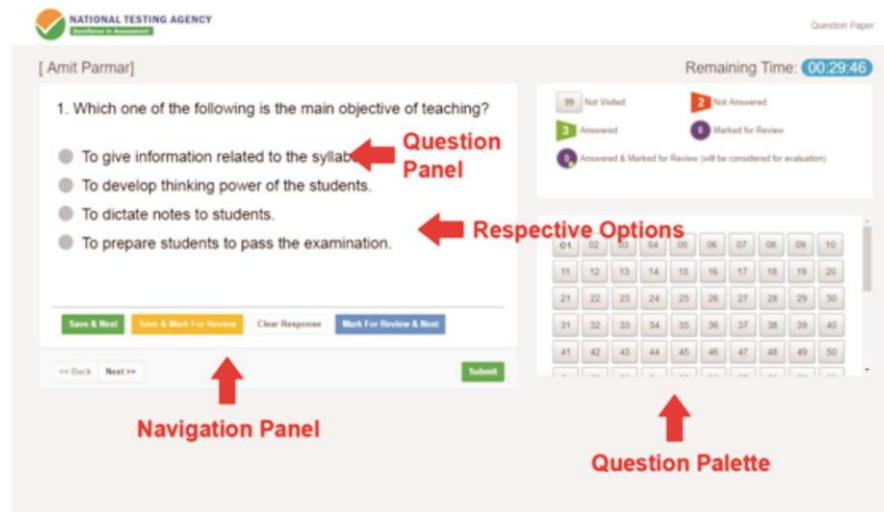
To navigate between questions within a Paper, candidate needs to do the following:

(i) Procedure for answering a multiple choice type question:

- (a) To select the option(s), click on the corresponding button(s) of the option(s).
- (b) To deselect the chosen answer, click on the button of the chosen option again or click on the “Clear Response” button.
- (c) To save the answer, the candidate MUST click on the “Save & Next” button.
- (d) To mark the question for review (without answering it), click on the “Mark for Review & Next” button.

(k) Navigating through sections:

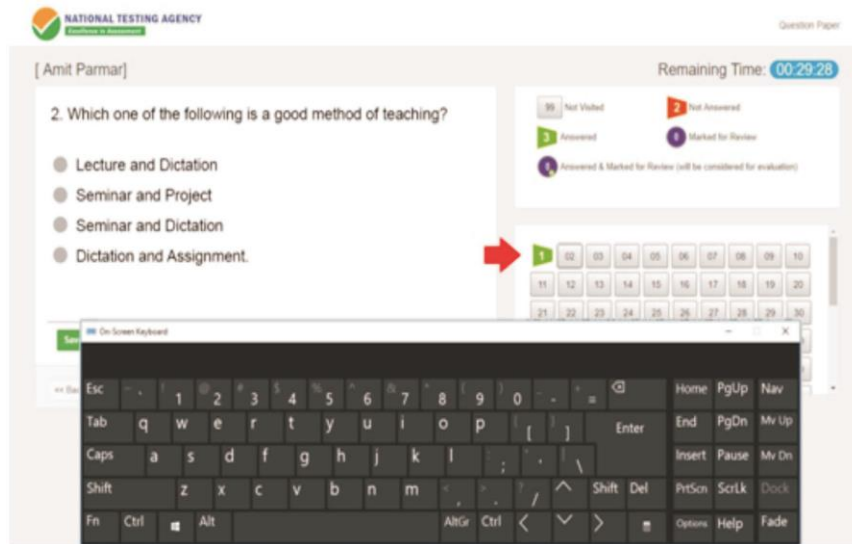
- (i) Sections in the question paper are displayed on the top bar of the screen. Questions in a section can be viewed by clicking on the section name. The section in which candidate is currently viewing will be highlighted.
- (ii) After clicking the “Save & Next” button on the last question for a section, candidate will automatically be taken to the first question of the next section.
- (iii) Candidate can shuffle between sections and questions within sections anytime during the examination as per the convenience only during the time stipulated.
- (iv) Candidate can view the corresponding section summary as part of the legend that appears in every section above the question palette.



(l) Procedure for answering questions that require inputs from on-screen virtual key board (numeric or otherwise):

- (a) Candidate will have to use the on-screen virtual keyboard (that would be displayed just below the question statement of these types of questions) and the attached computer mouse to enter his/her answer in the space provided for answer.

On Screen Virtual Keyboard



- (b) The answer can be changed, if required, anytime during the test. To save the answer, the candidate MUST click on the "Save & Next" button.
- (c) To mark the question for review (without answering it), click on the "Mark for Review & Next" button.

Candidate will have the option to change previously saved answer of any question, anytime during the entire duration of the test. To change the answer to a question that has already been answered, first select the corresponding question from the Question Palette, then click on "Clear Response" to clear the previously entered answer and subsequently follow the procedure for answering that type of question.

(m) ROUGH WORK:

All calculations/writing work are to be done only in the rough sheet provided at the centre in the examination Room/Hall and on completion of the test candidates must hand over the rough sheets to the invigilator on duty in the Room/Hall.

NTA: Test Practice Centres (TPCs)

The NTA as part of its objectives, will, inter-alia conduct efficient, transparent and international standard tests to assess the competency of candidates for admission, and recruitment purposes, undertake research on educational, professional and testing systems to identify gaps in the knowledge systems and take steps for bridging them, identify experts and institutions in setting examination questions and produce and disseminate information and research on education and professional development standards.

The major examinations being conducted by NTA will be Computer Based Test (CBT). A CBT requires candidates to sit in front of a computer terminal (node) allocated to them against their Roll number and Admit Card. After logging the candidate will get detailed instructions for the examinations. At the designated time of start of examination, the candidates will be able to proceed and see the questions on the computer screen using the computer mouse. Candidates will have the option to change / modify/ edit / answers already entered any time during the examination.

What is a Test Practice Centre (TPCs)?

The Ministry of Human Resource Development has mandated the NTA to set up, establish and create a network of Tests Practice Centres for candidates, especially in remote and rural areas to enable them to practice and be comfortable in taking a Computer Based Test (CBT). This facility will be completely free of cost. Candidates can register online (on NTA website) where they will be provided a convenient TPC near to their location to practice on a given computer node. This will facilitate and ease the process of being able to take a Computer Based Test (CBT). The entire experience of using a computer will be as close to the actual experience of taking a CBT. All efforts will also be made to provide practice tests and questions so that candidates can familiarize themselves with logging into the system, go through the detailed instructions regarding the test, use the mouse or numeric keyboard on screen (virtual) for attempting each question, scroll down to the next question, navigate between questions, review and edit their options and submit questions.

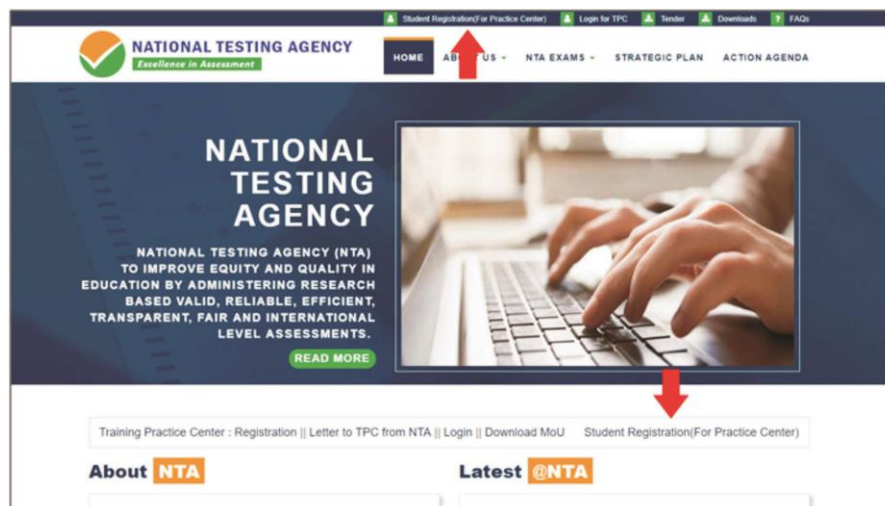
The objective of TPCs will primarily be to organize test practice for the upcoming NTA examinations.

An NTA APP has also been developed which will enable the students to choose the nearest TPCs (July 2018).

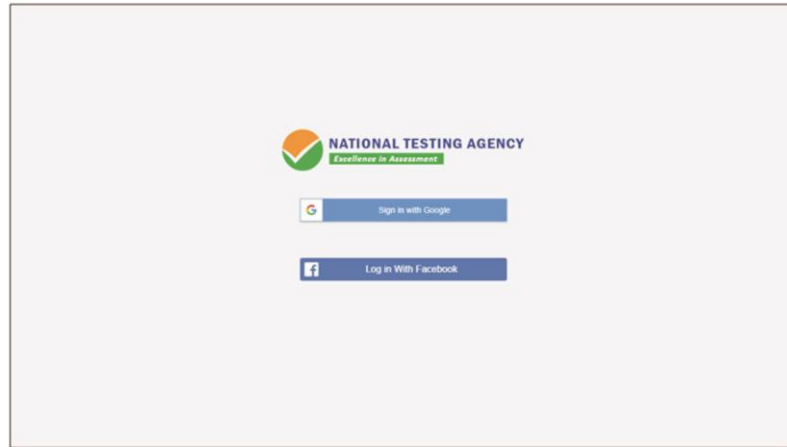
Set of Instructions on How to Register for a TPCs

Step 1: Visit NTA official website for Registration as a candidate for the Test Practice Centre.(TPC)

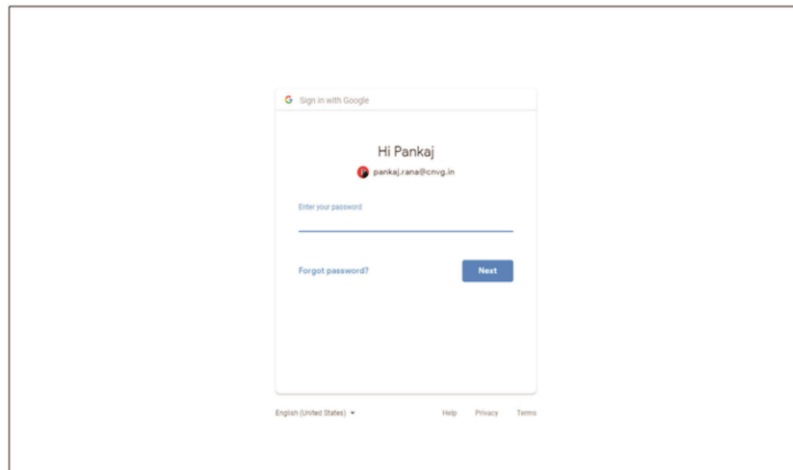
Visit Website URL: <https://nta.ac.in/> and click on the link “Student Registration (For Practice Center)”



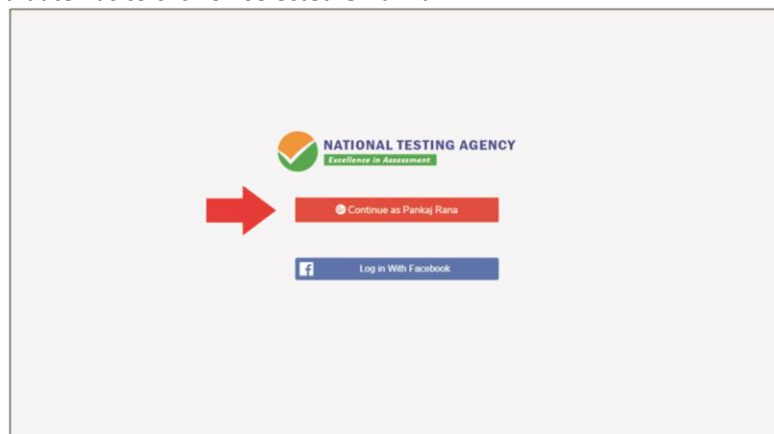
Step 2: Selecting Gmail or Facebook Login
Select login method: Gmail or Facebook



Step 3: Entering Gmail Username & Password
For gmail login candidate must enter email id & password



Step 4: Selecting Gmail Account
After authentication candidate has to click on selected Gmail Id.



Step 5: Enter Personal Information

After login confirmation student will be redirected to registration

The screenshot shows the registration form for the National Testing Agency. The header includes the agency's logo and name, and a user greeting: "Hello, Pankaj Rana". A progress bar at the top indicates four steps: 1. Personal Detail, 2. Contact Detail, 3. Academic / Exam Detail, and 4. Exam Detail. Step 1 is currently active. The form fields include: First Name (PANKAJ), Last Name (RANA), Father Name (empty), Select Gender (dropdown menu), Date of Birth (DD-MM-YYYY), Age (empty), Upload Passport Size Photo (Choose File | No file chosen), and Upload Photo as Proof (Choose File | No file chosen). Navigation buttons for "Previous" and "Next" are located at the bottom right.

Step 6: Enter Contact Information

Candidate needs to enter contact information

The screenshot shows the registration form for the National Testing Agency. The header includes the agency's logo and name, and a user greeting: "Hello, Pankaj Rana". A progress bar at the top indicates four steps: 1. Personal Detail, 2. Contact Detail, 3. Academic / Exam Detail, and 4. Exam Detail. Step 2 is currently active. The form fields include: Email Address (PANKAJRANA@NVTGIN), Mobile Number (empty), Residential Address (empty), State (dropdown menu), District (dropdown menu), City (empty), and Pin Code (empty). Navigation buttons for "Previous" and "Next" are located at the bottom right.

Step 7: Enter Academic Information

Candidate needs to enter academic information.

The screenshot shows the registration form for the National Testing Agency. The header includes the agency's logo and name, and a user greeting: "Hello, Pankaj Rana". A progress bar at the top indicates four steps: 1. Personal Detail, 2. Contact Detail, 3. Academic / Exam Detail, and 4. Exam Detail. Step 3 is currently active. The form fields include: School or Institute - Attending / Last Attended (empty) and Enrollment Number Optional (empty). Navigation buttons for "Previous" and "Next" are located at the bottom right.

Step 8: Enter Exam Information

Candidate needs to enter exam information.

The screenshot shows the registration form for the National Testing Agency. At the top, there is a progress bar with four steps: 1. Personal Detail, 2. Contact Detail, 3. Academic / Exam Detail, and 4. Exam Detail. The current step is 4. Below the progress bar, there are two fields: "Select Interested Exam Type : *" with a dropdown menu and "Number of attempts already taken" with a text input field. At the bottom right, there are "Previous" and "Submit" buttons.

Step 9: Center Selection Dashboard

List of available center location sorted on the basis of Candidate's current geo location.

The screenshot shows the "List of all exam center" dashboard. It features a sidebar with "Select Exam Center" and "Booking History" options. The main content area displays a table of exam centers sorted by preference. The table has columns for Sr, Center Detail, State, District, Preference, and Select. There are 5 rows of data, each representing a different exam center with its address and distance from the candidate's location.

Sr	Center Detail	State	District	Preference	Select
1	Jss academy of technical education Address : Jss academy of technical education c-201 sector-62, noida Distance : 1 Km	Uttar Pradesh	Gautam Buddha Nagar		<input type="checkbox"/>
2	Jss noida Address : A- 8b jss noida sector-62 near incicon building Distance : 2 Km	Uttar Pradesh	Gautam Buddha Nagar		<input type="checkbox"/>
3	Indrapuram public school Address : Indrapuram public school 6, naya khand-i, indrapuram ghasabadi, up Distance : 2 Km	Uttar Pradesh	Ghaziabad		<input type="checkbox"/>
4	East point school Address : Fc-26, dallapora, vasundhara enclave, delhi Distance : 3 Km	Delhi	East Delhi		<input type="checkbox"/>
5	Manav rachna international school Address : D-196 sector-51 Distance : 3 Km	Uttar Pradesh	Gautam Buddha Nagar		<input type="checkbox"/>

Step 10: Five Center Selection

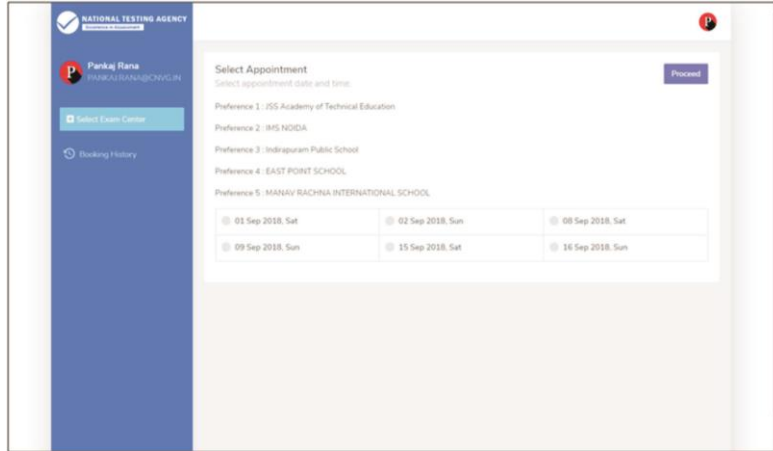
Candidate needs to select any 5 Centers in the order of preference.

The screenshot shows the "List of all exam center" dashboard with five centers selected. The "Select" column now contains checkboxes for each row, and the "Preference" column has dropdown menus with numbers 1 through 5. The first center is selected with preference 1, the second with preference 2, and the others with preference 5.

Sr	Center Detail	State	District	Preference	Select
1	Jss academy of technical education Address : Jss academy of technical education c-201 sector-62, noida Distance : 1 Km	Uttar Pradesh	Gautam Buddha Nagar	1	<input checked="" type="checkbox"/>
2	Jss noida Address : A- 8b jss noida sector-62 near incicon building Distance : 2 Km	Uttar Pradesh	Gautam Buddha Nagar	2	<input checked="" type="checkbox"/>
3	Indrapuram public school Address : Indrapuram public school 6, naya khand-i, indrapuram ghasabadi, up Distance : 2 Km	Uttar Pradesh	Ghaziabad	Select	<input checked="" type="checkbox"/>
4	East point school Address : Fc-26, dallapora, vasundhara enclave, delhi Distance : 3 Km	Delhi	East Delhi	5	<input checked="" type="checkbox"/>
5	Manav rachna international school Address : D-196 sector-51 Distance : 3 Km	Uttar Pradesh	Gautam Buddha Nagar	Select	<input checked="" type="checkbox"/>

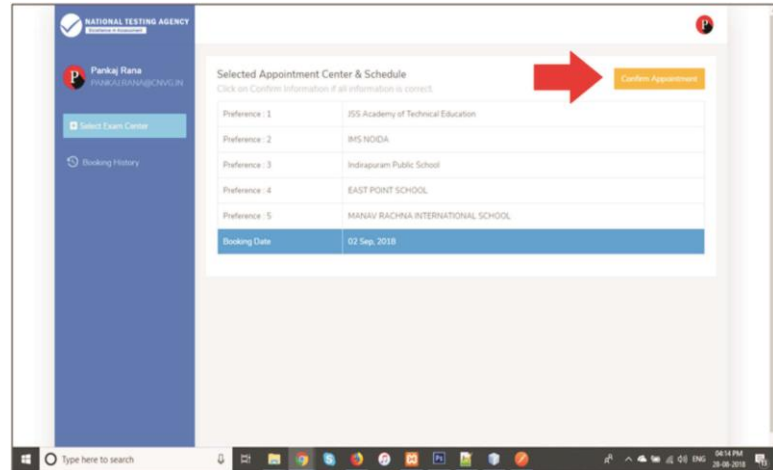
Step 11: Schedule Selection

Candidate needs to select any one sessions from the 6 sessions given



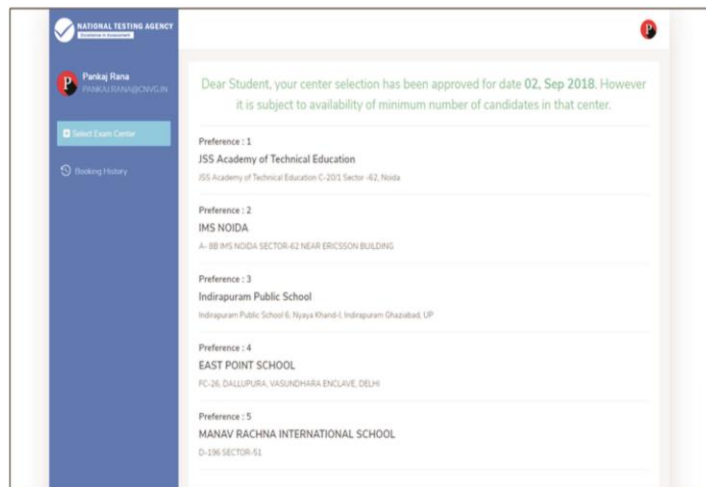
Step 12: Review the Center Selection & Schedule Selection

Candidate needs to review the selection and after reviewing click on "Confirm Appointment"

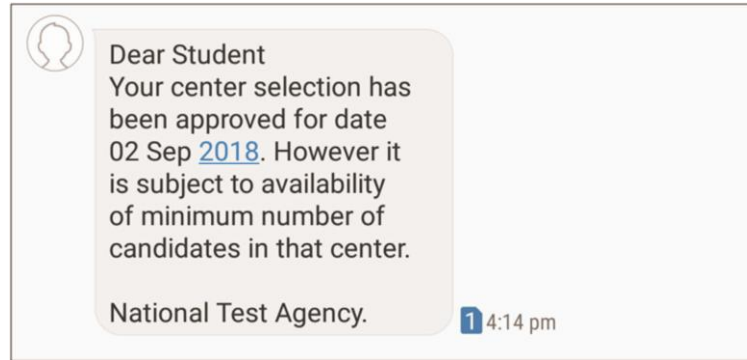


Step 13: Center Selection Confirmation

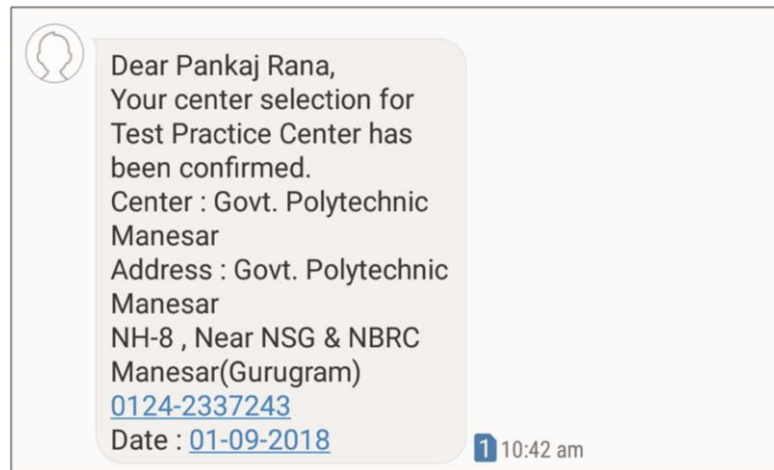
Candidate can see that the data entered has been submitted



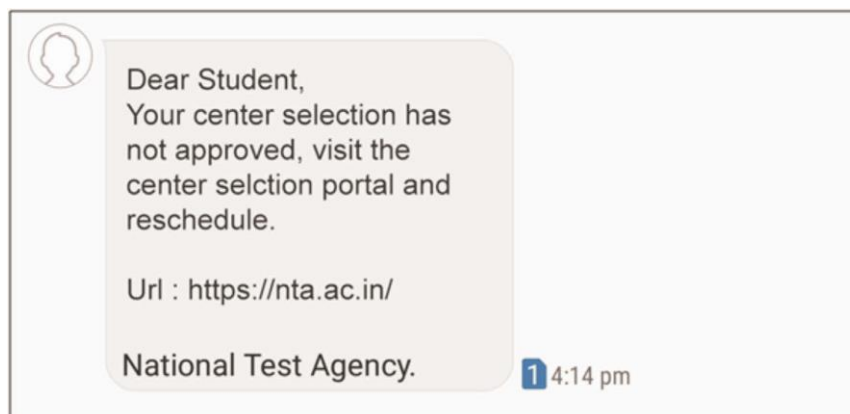
**Step 14: Text of approval on Candidate's registered mobile number.
Candidate gets the approval as SMS in the registered mobile number.**



**Step 15: Confirmation SMS on student's registered mobile number.
Candidate will get the confirmation SMS on the registered mobile number. This SMS will be used for entry at the Centre.
The SMS will be sent two days in advance along with an e-mail at the registered e-mail Id**



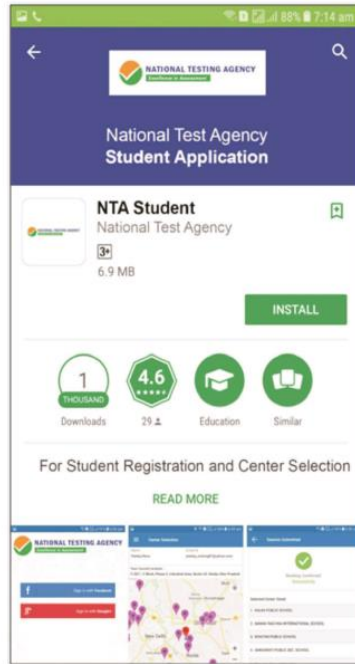
Step 16: In case the Candidate's center has not been confirmed an SMS of rescheduling the booking will be received by the Candidate.



Step 1: Search on Play Store for "NTA STUDENT APP", click on the search result of NTA Student.




Step 2: After clicking on search result click on "INSTALL"



Step 3: Splash Screen: After Installation is completed, when we click on launcher icon on mobile.



Step 4: Selecting Gmail or Facebook Login



Step 7: Contact Detail - Page 1/2: Candidate needs to enter Contact information.

Submit Detail

Personal Details Contact Details Academic / Exam Details

Email Id

Contact Number

Residential Address

State

Andaman and Nicobar

District

Nicobar

City

Pincode

Step 8: Contact Detail - Page 2/2: Candidate needs to enter Contact information.

Submit Detail

Personal Details Contact Details Academic / Exam Details

Contact Number

Residential Address

State

Andaman and Nicobar

District

Nicobar

City

Pincode

Submit Detail

Step 5: Personal Detail - Page 1/2: Candidate needs to enter personal information.

Submit Detail

Personal Details Contact Details Academic / Exam Details

First Name

Last Name

Father Name

Father Name

Gender

Select Gender

Date Of Birth

30/08/2018

Age

Age

Upload Photo Id Proof

NO IMAGE AVAILABLE

Step 6: Personal Detail - Page 2/2: Candidate needs to enter personal information.

Submit Detail

Personal Details Contact Details Academic / Exam Details

30-01-2009

Age

Age

Upload Photo Id Proof

NO IMAGE AVAILABLE

Upload Photo

NO IMAGE AVAILABLE

Submit Details

Step 9: Academic and Examination Detail: Candidate needs to enter Academic and Examination Information.

The screenshot shows the 'Submit Detail' form with the following sections:

- Academic Detail:**
 - School/Institution Name: [Text Input Field]
 - Enrollment Number(Optional): [Text Input Field]
 - Enrollment Number: [Text Input Field]
- Exam Details:**
 - Interested for Exam Type: JOINT ENTRANCE EXAMINATION
 - Number of attempts the student made in this particular Entrance examination till date: [Text Input Field]
 - Number of attempts: [Text Input Field]

Buttons: Submit Detail

Step 10: Select the nearest Center: Candidate needs to tap on the nearest pointer (any five).

The screenshot shows the 'Center Selection' screen with the following information:

- Name: Pankaj Rana
- Email Id: pankaj_rocking87@yahoo.com
- Your Current location: C-20/1, C Block, Phase 2, Industrial Area, Sector 62, Noida, Uttar Pradesh
- Map showing various center locations (purple pins) around Noida and Ghaziabad.
- Table below the map:

Sr.	Center Name(Preference as a Serial Number)	Selected

Buttons: Confirm Location

Step 11: Select the nearest Center: After selecting the nearest five centers.

The screenshot shows the 'Center Selection' screen with a list of five selected centers:

Sr.	Center Name(Preference as a Serial Number)	Selected
1	KALKA PUBLIC SCHOOL	<input checked="" type="checkbox"/>
2	MANAV RACHNA INTERNATIONAL SCHOOL	<input checked="" type="checkbox"/>
3	KHAITAN PUBLIC SCHOOL	<input checked="" type="checkbox"/>
4	SARASWATI PUBLIC SEC. SCHOOL	<input checked="" type="checkbox"/>
5	Shambhu Dayal Global School	<input checked="" type="checkbox"/>

Buttons: Confirm Location

Step 12: Reviewing the selected center: Candidate needs to review the selected center.

The screenshot shows the 'Confirm Location' screen with a list of five selected centers:

- KALKA PUBLIC SCHOOL
- MANAV RACHNA INTERNATIONAL SCHOOL
- KHAITAN PUBLIC SCHOOL
- SARASWATI PUBLIC SEC. SCHOOL
- Shambhu Dayal Global School

Buttons: Select Preference

Step 13: Select Schedule: Candidate needs to select any one from the 6 coming session.

Step 14: Select Schedule: After selecting the schedule click on “Confirm Schedule”.

The image displays two sequential screenshots of a mobile application interface for selecting a session. Both screenshots show a 'Select Schedule' screen with a list of five preferences and a list of six available sessions. The preferences are: Preference 1: KALKA PUBLIC SCHOOL, Preference 2: MANAV RACHNA INTERNATIONAL SCHOOL, Preference 3: KHAITAN PUBLIC SCHOOL, Preference 4: SARASWATI PUBLIC SEC. SCHOOL, and Preference 5: Shambhu Dayal Global School. The available sessions are: 01 Sep 2018, Sat; 02 Sep 2018, Sun; 08 Sep 2018, Sat; 09 Sep 2018, Sun; 15 Sep 2018, Sat; and 16 Sep 2018, Sun. A 'Confirm Session' button is located at the bottom of each screen. In the left screenshot, all radio buttons are unselected. In the right screenshot, the radio button for '02 Sep 2018, Sun' is selected.

FORMAT OF THE CERTIFICATE FOR THE CANDIDATES UNDER PERSONS WITH DISABILITY CATEGORY (PwD)

NAME & ADDRESS OF THE INSTITUTE/HOSPITAL ISSUING THE CERTIFICATE

Certificate No. :

Date:

Affix Recent
Passport size
Attested
Photograph
here

CERTIFICATE FOR PERSONS WITH DISABILITIES

This is to certify that Shri/Smt/Kum*) _____ son/daughter* of Shri
_____ Age _____ years, Registration No. _____

is a case of Locomotor disability/Cerebral Palsy/Blindness/Low vision/Hearing impairment/Other disability* and has
been suffering from degree of disability not less than _____ %
(_____). The details of his/her above mentioned disability is
described below:

(IN CAPITAL LETTERS)

Note:-

1. This condition is progressive/non-progressive/likely to improve/not likely to improve.*
2. Re-assessment is not recommended/is recommended after a period of _____
months/years.
3. The certificate is issued as per PWD Act, 1995.

* Strike out whichever is not applicable.

Sd/-
(DOCTOR)

Sd/-
(DOCTOR)

Sd/-
(DOCTOR)

Seal

Seal

Seal

Signature/Thumb impression of the person

Countersigned by the
Medical Superintendent/CMO/

Head of Hospital (With Seal)

Certificate regarding physical limitation in an examinee to write

This is to certify that, I have examined Mr/Ms/Mrs _____ (name of the candidate with disability), a person with _____ (nature and percentage of disability as mentioned in the certificate of disability), S / o / D / o _____, a resident of _____ (Village/District/State) and to state that he/she has physical limitation which hampers his/her writing capabilities owing to his/her disability.

Signature
Chief Medical Officer/ Civil Surgeon/ Medical Superintendent of a
Government health care institution

Name & Designation
Name of Government Hospital/Health Care Centre with Seal

Place:

Date:

Note:

Certificate should be given by a specialist of the relevant stream/disability (eg. Visual impairment – Ophthalmologist, Locomotor disability – Prthopaedic specialist/PMR).

Letter of Undertaking for Using Own Scribe

I _____, a candidate with _____ (name of the disability) appearing for the _____ (name of the examination) bearing Roll No. _____ at _____ (name of the centre) in the District _____, _____ (name of the State).

My qualification is _____.

I do hereby state that _____ (name of the scribe) will provide the service of scribe/reader/lab assistant for the undersigned for taking the aforesaid examination.

I do hereby undertake that his qualification is _____. In case, subsequently it is found that his qualification is not as declared by the undersigned and is beyond my qualification, I shall forfeit my right to the post and claims relating thereto.

(Signature of the candidate with Disability)

Place:

Date:

UNIVERSITY FROM WHERE GRADUATED, SUBJECT STREAM, FACULTY AND DURATION

Codes for University from Where Graduated

Code No.	Name of the University	Code Name (3 Letters)
01	Acharya N.G. Ranga Agricultural University, Guntur (AP)	ANG
02	Anand Agricultural University, Anand-388 110 (Gujarat)	AND
03	AP Horticultural University, Venkataramnagudem, West Godawari-534101 (AP)	AHU
04	Assam Agricultural University, Jorhat-785 013, (Assam)	AAU
05	Bidhan Chandra Krishi Viswavidyalaya, Mohanpur, Nadia-741 252 (West Bengal)	BCK
06	Birsa Agricultural University, Kanke, Ranchi-834 006 (Jharkhand)	BAU
07	Ch. Sarwan Kumar Krishi Vishva-Vidyalaya, Palampur-176 062 (HP)	HPK
08	C.S. Azad University Of Agri. & Technology, Kanpur-208 002 (UP)	CSA
09	Ch. Charan Singh Haryana Agril. University, Hisar-125 004 (Haryana)	HAU
10	Chhattisgarh Kamdhenu Vishwavidyalaya, Anjora, Durg-491 001 (CG)	CKV
11	Dr. Balasaheb Sawant Konkan Krishi Vidyapeeth, Dapoli, Distt. Ratnagiri-415 712 (Maharashtra)	KKV
12	Dr. Panjabrao Deshmukh Krishi Vidyapeeth, Krushinagar, Akola-444 104 (Maharashtra)	PDK
13	Dr. Yashwant Singh Parmar Univ. of Horticulture & Forestry, Solan, Nauni-173 230 (HP)	YSP
14	Guru Angad Dev Vety. & Animal Sciences University, Ludhiana-141004 (Punjab)	GAD
15	G.B. Pant University of Agri. & Technology, Pantnagar, Distt. Udham Singh Nagar-263145 (Uttarakhand)	GBP
16	Indira Gandhi Krishi Vishwavidyalaya, Krishak Nagar, Raipur-492 012 (Chhattisgarh)	IGK
17	Jawaharlal Nehru Krishi Viswa Vidyalaya, Adhartal, Jabalpur-482 004 (MP)	JNK
18	Junagadh Agricultural University, Junagadh-362 001 (Gujarat)	JAU
19	Karnataka Veterinary Animal And Fisheries Sciences University, Nandinagar, Bidar-585 401. (Karnataka)	KVA
20	Kerala Agricultural University, Vellanikkara, Thrissur-680 656 (Kerala)	KAU
21	Kerala University of Fisheries & Ocean Studies, Panangad P.O., Kochi - 682506, (Kerala)	KUF
22	Kerala Veterinary & Animal Sciences University, Pookot Wayanad -673576 (Kerala)	KVS
23	Lala Lajpat Rai University of Veterinary and Animal Science Hisar (Haryana)	LLR
24	Nanaji Deshmukh Veterinary Science University, Jabalpur (MP) , Jabalpur (MP)	NDV
25	Maharana Pratap University of Agriculture & Technology, Udaipur-313 001 (Rajasthan)	MPU
26	Maharashtra Animal Science & Fishery University, Seminary Hills, Nagpur-440 006 (Maharashtra)	MAS
27	Mahatma Phule Krishi Vidyapeeth, Rahuri-413 722 (Maharashtra)	MPK
28	Marathwada Agricultural University, Parbhani-431 402 (Maharashtra)	MAU
29	Banda University of Agriculture and Technology, Banda-210001(Uttar Pradesh)	BUA
30	Narendra Deva University of Agri. and Technology, Kumarganj, Faizabad-224 229 (Uttar Pradesh)	NDU
31	Navsari Agricultural University, Dandi Road, Eruchar Rasta, Navsari-396 450 (Gujarat)	NAU
32	Orissa University of Agriculture & Technology, Bhubaneswar-751 003 (Odisha)	OUA
33	Punjab Agricultural University, Ludhiana-141 004 (Punjab)	PAU
34	Dr.RP CAU,Pusa,Samastipur-848 125 (Bihar)	DRU
35	Rajasthan Veterinary and Animal Sciences University, Bikaner (Rajasthan)	RVB
36	Rajmata Vijayaraje Scindia Krishi Vishwa Vidyalaya Race Course Road, Gwalior-474002. (MP)	RVG
37	Sardar Vallabh Bhai Patel Univ. of Agriculture & Technology, Modipuram, Meerut-250 110 (UP)	SVB
38	Sardarkrushinagar-Dantiwada Agricultural University, Sardar Krushinagar, Distt. Banaskantha-385 506 (Gujarat)	SDA
39	Sher-E-Kashmir University of Agril. Sciences & Technology, Jammu-180 012 (J&K)	SKJ

40	Sher-E-Kashmir University of Agril. Sciences & Technology of Kashmir, Shalimar Cam pus, Srinagar-191 121 (J&K)	SKS
41	Sri Venkateswara Veterinary University, Tirupati, Chittoor-517 502 (Andhra Pradesh)	SVV
42	Swami Keshwanand Rajasthan Agricultural University, Bikaner-334 006 (Rajasthan)	RAB
44	Tamil Nadu Veterinary & Animal Sciences University, Chennai-600 051 (Tamil Nadu)	TNV
45	Tamil Nadu Fisheries University, First Line Beach Road Nagapattinam– 611 001, (Tamil Nadu)	TNF
46	University of Agricultural Sciences, Dharwad-580 005 (Karnataka)	UAD
47	University of Agricultural Sciences, GKVK, Bengaluru-560 065 (Karnataka)	UAB
48	University of Agricultural Sciences, Raichur-584102 (Karnataka)	UAR
49	University of Agricultural and Horticultural Sciences, Shimoga (Karnataka)	UAH
50	University of Horticultural Sciences, Bagalkot-587102 (Karnataka)	UHB
51	UP Pandit Deen Dayal Upadhaya Pashu Chikitsa Vigyan Vishwa Vidyalaya Evam Anusandhan Sansthan, Mathura-281 001 (UP)	UPP Go
52	Uttar Banga Krishi Viswavidyalaya, P.O. Pundibari, Dist. Cooch Behar-736 165 (West Bengal)	UBK
53	Uttarakhand University of Horticulture & Forestry, Bharsar, Pauri Garhwal (Uttarakhand)	UUH
54	West Bengal University of Animal & Fishery Sciences, 68 Kb Sarani, Belgachia, Kolkata-700 037 (West Bengal)	WBU
55	Central Agricultural University, P.O. Box 23, Imphal-795 004 (Manipur)	CAU
56	Aligarh Muslim University, Anoop Sahar Road, Aligarh-202 002 (UP)	AMU
57	Banaras Hindu University, Institute of Agricultural Sciences, Varanasi-221 005 (UP)	BHU
58	Nagaland University, School of Agricultural Sciences and Rural Development (SASARD), Medziphema-797 106 (Nagaland)	NAG
59	Visva Bharati, Palli Siksha Bhavana, P.O. Sriniketan-731 236 (West Bengal)	VIB
60	Sam Higginbottom Institute of Agriculture, Technology & Sciences (Formerly Allahabad Agricultural Institute), Naini, Allahabad-211 007 (UP)	SHT
61	National Dairy Research Institute, Karnal-132 001 (Haryana)	NDR
62	Delhi University (Delhi)	DEL
63	SKN Agriculture University, Jobner, (Rajasthan)	SKN
64	Agriculture University, Kota (Rajasthan)	AUK
65	Agriculture University, Jodhpur (Rajasthan)	AUJ
66	Rani Lakshmi Bai Central Agricultural University, Jhansi (UP)	RLB
67	Prof. Jayashankar State Agricultural University, Hyderabad (Telangana)	PJT
68	Bihar Agriculture University, Sabour, Bhagalpur (Bihar)	BAS
69	Kamdhenu University, Gandhinagar-382010 (Gujarat)	KUG
70	Sri Konda Laxman Telangana State Horticultural University Rajendranagar, Hyderabad (Telangana)	SKL
71	Sri P.V. Narsimha Rao Telangana State University for Veterinary, Animal and Fisheries Sciences, Rajendranagar, Hyderabad	SPV
72	Other Universities	OTH

Note: In case any degree from a particular college/university is not considered for admission by an Agricultural University or any particular college/university has been derecognized by VCI/UGC, ICAR will not be responsible for admitting students of that college/university in the Universities not willing to admit such candidates.

UNIVERSITIES (TENTATIVE) FOR ADMISSION THROUGH AIEEA (PG) 2019 WITH ADDRESSES AND REGISTRAR'S CONTACT NUMBER

S. No.	Name & Address of University	Tel. No. of Registrar with STD Code	Fax No. of Registrar
A. ICAR INSTITUTE BASED DEEMED-TO-BE UNIVERSITIES			
1.	Central Institute of Fisheries Education, Mumbai-400 061(Maharashtra)	022-26363404	022-26361 573
2.	Indian Agricultural Research Institute, New Delhi-110 012 (Delhi)	011-25733 390	011-258442494
3.	Indian Veterinary Research Institute, Izatnagar-243 122 (UP)	0581-2301 375, 2302536	0581-2302179, 2303284
4.	National Dairy Research Institute, Karnal-132 001 (Haryana)	0184-2259008, 2259574	0184-2250 042, 0184-2272392
B. STATE AGRICULTURAL/ VETERINARY UNIVERSITIES			
5.	Acharya N.G. Ranga Agricultural University, Guntur (AP)	040-24015 122	040-24018 653
6.	Anand Agricultural University, Anand-388 110 (Gujarat)	02692-261 310	02692-261 310
7.	Assam Agricultural University, Jorhat-785013 (Assam)	0376-2340 008	0376-2340 001
8.	Bidhan Chandra Krishi Viswavidyalaya, Mohanpur, Nadia-741 252 (West Bengal)	033-25878 163	03473-222 273
9.	Bihar Agricultural University, Sabour Distt. Bhagalpur 813210 (Bihar)	06274-240239	0641-2452604
10.	Birsa Agricultural University, Kanke, Ranchi-834006. (Jharkhand)	0651-2450 832	0651-2450 832
11.	C.S. Azad University of Agri. & Technology, Kanpur-208 002 (UP)	0512-2533 704	0512-2533 808
12.	Chhattisgarh Kamdhenu Vishwavidyalaya, Anjora, Durg-491 001 (CG)	0771-2103471	0771-14223614
13.	Dr. Yashwant Singh Parmar Univ. of Horticulture & Forestry, Solan, Nauni-173 230 (HP)	01792-252 219	01792-252 009
14.	Dr. Y. S. R. Horticultural University, D. C. C. Bank Building, P.B. No. 7, Tadepalligudem-534101, West Godawari Distt. (AP)	08816-284445	02692-261 520
15.	G.B. Pant University of Agri. & Technology, Pantnagar, Distt. Udham Singh Nagar-263 145 (Uttarakhand)	05944-233 640	05944-233 640 05944-233 473
16.	Jawaharlal Nehru Krishi Viswavidyalaya, Adhartal, Jabalpur-482 004 (MP)	0761-2481 778	0761-2481 778
17.	Junagadh Agricultural University, Junagadh-362 001 (Gujarat)	0285-2672 346	0285-2672 482
18.	Kerala Agricultural University, Vellanikkara, Thrissur-680 656 (Kerala)	0487-2371 619	0487-2370 019 0487-2370 432
19.	Kerala Veterinary & Animal Sciences University, Pookot Wayanad - 673576 (Kerala)	0487-2373644	0487-2373043
20.	Lala Lajpat Rai University of Veterinary and Animal Science Hisar (Haryana)	01662-289065	01662-289065
21.	Nanaji Deshmukh Veterinary Science University, South Civil Lines, Jabalpur Madhya Pradesh 482001	0761-2620783	0761-2620783
22.	Maharana Pratap University of Agriculture & Technology, Udaipur-313 001 (Rajasthan)	0294-2471 302	0294-2471 302
23.	Navsari Agricultural University, Eru Char Rasta, Vijalpore, Navsari-396 450 (Gujarat)	02637-282 823	02637-283794
24.	Orissa University of Agriculture & Technology, Siripur, Bhubaneswar, Khurda, 751 003 (Odisha)	0674-2397424	0674-2397424
25.	Punjab Agricultural University, Ludhiana-141 004 (Punjab)	0161-2400 955	0161-2400955
26.	Swami Keshwanand Rajasthan Agricultural University, Bikaner-334 006 (Rajasthan)	0151-2250025	0151-2250025

27.	Rajasthan University of Veterinary and Animal Sciences, Bijay Bhawan, Palace Complex, Bikaner-334006 (Rajasthan)	0151-2540028	0151-2549348 0151-2543419
28.	Sardar Vallabh Bhai Patel Univ. Of Agriculture & Technology, Modipuram, Meerut-250 110 (UP)	0121-2888502	0121-2888525
29.	Sher-E-Kashmir University of Agril. Sciences & Technology, Railway Road, Jammu-180 012 (J&K)	0191-2262012	0191-2262012
30.	Sher-E-Kashmir Univ. of Agril. Sciences & Technology of Kashmir, Shalimar, Srinagar-191 121 (J&K)	0194-2461 271	0194-2461 271
31.	Tamil Nadu Fisheries University, First Line Beach Road Nagapattinam – 611 001 (Tamil Nadu)	04365-241444	04365–240087
32.	Tamil Nadu Veterinary & Animal Sciences University, Chennai-600 051 (Tamil Nadu)	044-25551 584	044-25551 585
33.	University of Agricultural Sciences, GKVK, Bengaluru-560 065(Karnataka)	080-23330 984	080-23330 277
34.	University of Agricultural and Horticultural Sciences, No. 126, Navile, Shimoga -577204 (Karnataka)	08182-270705	08182-2777295 08182-279263
35.	University of Horticultural Sciences, Sector No. 60, Navanagar, Bagalkot-587102. (Karnataka)	08354-201351	08354-235152
36.	UP Pandit Deen Dayal Upadhaya Pashu Chikitsa Vigyan VishwaVidyalaya Evam Go Anusandhan Sansthan, Mathura-281 001 (UP)	0565-2470199 0565-2471288	0565-2470819
37.	West Bengal University of Animal & Fishery Sciences, 68 KB Sarani, Belgachia, Kolkata-700 037(West Bengal)	033-2556 3123	033-25571986
38.	SKN Agriculture University, Jobner-303329, Distt. Jaipur (Rajasthan)	01425-254022	01425-254022
39.	Agriculture University, Kota Borkhera, Baran Road, Post Box Number 20 Kota-324001 (Rajasthan)	0744-2321205	0744-2321203
40.	Prof. Jayashankar Telangana State Agricultural University, Hyderabad-500030 (Telangana)	040-24015226	040-24016688
41.	Sri Konda Laxman Telangana State Horticultural University Rajendranagar, Hyderabad - 500030, (Telangana)	040-2401 4301	040-2401 4301
42.	University of Agricultural Sciences Dharwad-580005, Karnataka	0836-2747958	0836-2745276
43.	Sardarkrushinagar-Dantiwada Agricultural University, Sardarkrushinagar, Distt. Banaskantha-385 506 (Gujarat)	02748-278226	02748-278234
44.	Sri Venkateswara Veterinary University, Tirupati, (AP)-517502	08772-248894	08772-248881
45.	Allahabad School of Agriculture, Allahabad, Sam Higginbottom University of Agriculture, Technology & Science, Allahabad (U.P.) – 211007	0532-2684781	0532-2684394
46.	Faculty of Fisheries, Kerala University of Fisheries & Ocean Studies, Kochi Kerala-682506	0484-2703782	0484-2703782
C. CENTRAL AGRICULTURAL UNIVERSITIES			
47.	Central Agricultural University, P.O. Box 23, Imphal-795 004 (Manipur)	0385-2410644	0385–2415196
48.	Dr.Rajendra Prasad Central Agricultural University, Pusa, Samastipur-848 125 (Bihar)	06274-240 239	06274-240277
D. CENTRAL UNIVERSITIES WITH AGRICULTURE FACULTY			
49.	Banaras Hindu University (Institute of Agricultural Sciences), Varanasi-221 005 (UP)	0542-2368558	0542-2368 418
50.	Nagaland University (School of Agril. Sciences & Rural Development), Medziphema-797 106 (Nagaland)	03862-247 255	03862-247 113

*The final list of universities for admission to Master’s degree programmes will be available at the time of counselling.

CASTE CERTIFICATE FOR SCHEDULED CASTE / TRIBE CANDIDATE

1. This is to certify that Shri/Smt/Kumari..... Date of Birth
 Son/Daughter of.....of village/town in District/Division of
 State/Union Territorybelongs to theCaste/Tribe which is recognized as SC/ST under The
 Constitution (Scheduled Caste) Order, 1950. The Constitution (Scheduled Caste) Union Territories Order, 1951. The
 Constitution (Scheduled Tribes) Union Territories Order. 1951, as amended by the SCs And STs List (Modification) Order.
 1950; The Bombay Reorganization Act, 1960; The Punjab Reorganization Act, 1966; The State Of HP Act, 1970; The North
 Eastern Areas (Reorganization) Act, 1971 and the SCs And STs Order (Amendment) Act, 1976. The Constitution (Jammu
 & Kashmir) SC Order, 1956. The Constitution (Andaman & Nicobar Islands) SC Order 1959 as amended by SCs and STs Order
 (Amendment) Act,
 1976. The Constitution (Dadra And Nagar Haveli) SCs Order, 1962. The Constitution (Dadra And Nagar Haveli) STs Order, 1962. The
 Constitution (Pondicherry) SCs Order, 1964. The Constitution Scheduled Tribes (Uttar Pradesh) Order. 1967. The Constitution
 (Goa, Daman & Diu) SCs Order, 1968. The Constitution (Nagaland) STs Order. 1970. The Constitution (Sikkim) SCs Order,
 1968 or any such Govt. of India directive applicable at the time of counseling.
2. Shri/Smt/Kumari.....and/or his/her family ordinarily reside(s) in Village/
 Town.....of District.....of State/Union Territory of
3. Applicable in the case of SC/ST persons who have migrated from State/Union Territory Administration to another
 State/Union Territory. The certificate is issued on the basis of the SC/ST Certificate to Shri/Smt
 father / mother of Shri/Smt/Kumari..... of
 Village/Town..... in District/Division..... of the State/ Union
 Territory who belongs to the Scheduled Caste/ Scheduled
 Tribe in the State/Union Territory issued by the (Name of the prescribed authority) vide their
 No Dated.....

Signature

Designation (with Seal of Office)

Place.....(State/Union Territory)

Date.....

*Please delete the words which are not applicable. Please quote specific presidential order.

Note: The term ordinarily reside(s) used here has the same meaning as in section 20 of the representation of the people's act, 1950.

List of Authorities Empowered to Issue SC/ST Certificates

1. District Magistrate/Additional District Magistrate/Deputy Commissioner/Additional Deputy Commissioner/ Deputy Collector/1st Class Stipendiary Magistrate/City Magistrate/Sub-divisional Magistrate/Taluka Magistrate/Executive Magistrate/Extra Assistant Commissioner not below the rank of 1st class Stipendiary Magistrate.
2. Chief Presidency Magistrate/Additional Chief Presidency Magistrate/Presidency Magistrate
3. Revenue Officers, not below the rank of Tehsildar
4. Sub-divisional Officer of the area where the candidate and/or his family normally resides
5. Administrator/Secretary to Administrator/Development Officer (Lakshadweep Islands)
6. Certificate issued by any other authority will be rejected.

ANNEXURE XIX

FORM OF CERTIFICATE TO BE PRODUCED BY OTHER BACKWARD CLASSES-NON CREAMY LAYER (OBC-NCL) APPLYING FOR ADMISSION TO CENTRAL EDUCATIONAL INSTITUTIONS (CEIs), UNDER THE GOVERNMENT OF INDIA

This is to certify that Shri/Smt./Kum.Son/Daughter of Shri/Smt. of Village/Town..... District/Divisionin the..... State belongs to the Community which is recognized as a backward class under:

- (i) Resolution No. 12011/68/93-BCC(C) dated 10/09/93 published in the Gazette of India Extraordinary Part I Section I No186 dated 13/09/93.
- (ii) Resolution No. 12011/9/94-BCC dated 19/10/94 published in the Gazette of India Extraordinary Part I Section I No. 163 Dated 20/10/94.
- (iii) Resolution No. 12011/7/95-BCC dated 24/05/95 published in the Gazette of India Extraordinary Part I Section I No. 88 Dated 25/05/95.
- (iv) Resolution No. 12011/96/94-BCC dated 9/03/96.
- (v) Resolution No. 12011/44/96-BCC dated 6/12/96 published in the Gazette of India Extraordinary Part I Section I No. 210 Dated 11/12/96.
- (vi) Resolution No. 12011/13/97-BCC dated 03/12/97.
- (vii) Resolution No. 12011/99/94-BCC dated 11/12/97.
- (viii) Resolution No. 12011/68/98-BCC dated 27/10/99.
- (ix) Resolution no. 12011/88/98-bcc dated 6/12/99 published in the Gazette of India Extraordinary Part I Section I No. 270 dated 06/12/99.
- (x) Resolution no. 12011/36/99-bcc dated 04/04/2000 published in the Gazette of India Extraordinary Part I Section I No. 71 dated 04/04/2000.
- (xi) Resolution no. 12011/44/99-bcc Dated 21/09/2000 published in the Gazette of India Extraordinary Part I Section I No. 210 dated 21/09/2000.
- (xii) Resolution no. 12015/9/2000-bcc dated 06/09/2001. (xiii) Resolution no. 12011/1/2001-bcc dated 19/06/2003. (xiv) Resolution no. 12011/4/2002-bcc dated 13/01/2004.
- (xiii) Resolution No. 12011/9/2004-BCC dated 16/01/2006.
- (xiv) Resolution No. 12011/14/2004-BCC dated 12/03/ 2007.
- (xv) Resolution No.12011/16/2007-BCC dated 12/10/2007; Resolution No.12018/6/2005-BCC dated 30/07/2010; Resolution No. 12015/2/2007-BCC dated 18/08/2010; Resolution No. 12015/15/2008-BCC dated 16/06/2011; Resolution No.12015/13/2010-BC-II dated 08/12/2011; Resolution No.12015/5/2011-BC-II dated 17/02/2014; Resolution No. 20012/129/2009-BC-II dated 04/03/2014.

Shri/Smt./Kum.....and/or his family ordinarily reside(s) in theDistrict/Division of.....State. This is also to certify that he/she does not belong to the persons/sections (Creamy Layer) mentioned in Column 3 of the Schedule to the Government of India, Department of Personnel & Training O.M. No. 36012/22/93-Estt.(SCT) Dated 08/09/93 which is modified vide OM No. 36033/1/2013 Estt.(Res.) dated 27th May, 2013.

Dated:.....

**District magistrate/ Deputy commissioner, etc
Seal**

Note:

- (a) The term 'Ordinarily' used here will have the same meaning as in Section 20 of the Representation of the People Act, 1950.
- (b) The authorities competent to issue Caste Certificates are indicated below:
 - (i) District Magistrate / Additional Magistrate / Collector / Deputy Commissioner / Additional Deputy Commissioner / Deputy Collector/ 1st Class Stipendiary Magistrate / Sub-Divisional Magistrate / Taluka Magistrate / Executive Magistrate / Extra Assistant Commissioner (Not Below The Rank of 1st Class Stipendiary Magistrate).
 - (ii) Chief Presidency Magistrate / Additional Chief Presidency Magistrate / Presidency Magistrate.
 - (iii) Revenue Officer not below the rank of Tehsildar' and
 - (iv) Sub-Divisional Officer of the area where the candidate and / or his family resides.

Declaration/undertaking - for OBC candidates only

I,son/daughter of Shri resident of Village/Town/City.....DistrictState hereby declare that I belong to the.....Community which is recognized as a Backward Class by the Government of India for the purpose of reservation in services as per orders contained in Department of Personnel and Training Office Memorandum No.36012/22/93-Estt.(SCT), dated 8/9/1993. It is also declared that I do not belong to persons/ Sections (Creamy Layer) mentioned in Column 3 of The Schedule to the above referred Office Memorandum, Dated 8/9/1993, which is Modified vide Department of Personnel and Training Office Memorandum No. 36033/1/2013 Estt.(Res.) dated 27th May, 2013.

Place:

Signature of the Candidate

Date:

- **Declaration/undertaking not signed by candidate will be rejected.**
- **False declaration will render the applicant liable for termination of registration at any time.**

Creamy Layer Definition

OBC Creamy layer is defined comprehensively at <http://ncbc.nic.in/html/creamyayer.html>

All candidates for the OBC reserved seats should make sure that they do not satisfy any of the creamy layer criteria as listed in the website. Some general exclusion for quick reference (no way comprehensive) are as follows.

1. Any of the parents holds a constitutional position in govt. of India
2. Any one of the parents is a class i officer.
3. Both the parents are class ii officers.
4. Any one of the parents is employed in an equivalent rank to class I officer or both parents equivalent to class II officer in a public sector, insurance companies, banks, universities or in other organizations
5. Land holdings on irrigated land are 85% or more of the statutory ceiling area.
6. Parents income is more than Rs.8 lakhs per year or Government of India directives applicable at the time of counseling.

Government of

(Name & Address of the authority issuing the certificate)

INCOME & ASSEST CERTIFICATE TO BE PRODUCED BY ECONOMICALLY WEAKER SECTIONS

Certificate No. _____

Date: _____

VALID FOR THE YEAR _____

This is to certify that Shri/Smt./Kumari _____ son/daughter/wife of _____ permanent resident of _____, Village/Street _____ Post Office _____ District _____ in the State/Union Territory _____ Pin Code _____ whose photograph is attested below belongs to Economically Weaker Sections, since the gross annual income* of his/her 'family**' is below Rs. 8 lakh (Rupees Eight Lakh only) for the financial year _____. His/her family does not own or possess any of the following assets*** :

- I. 5 acres of agricultural land and above;
- II. Residential flat of 1000 sq. ft. and above;
- III. Residential plot of 100 sq. yards and above in notified municipalities;
- IV. Residential plot of 200 sq. yards and above in areas other than the notified municipalities.

2. Shri/Smt./Kumari _____ belongs to the _____ caste which is not recognized as a Scheduled Caste, Scheduled Tribe and Other Backward Classes (Central List)

Signature with seal of Office _____
Name _____
Designation _____

Recent Passport size
attested photograph of
the applicant

*Note1:. Income covered all sources i.e. salary, agriculture, business, profession, etc.

**Note 2: The term "Family" for this purpose include the person, who seeks benefit of reservation, his/her parents and siblings below the age of 18 years as also his/her spouse and children below the age of 18 years

***Note 3: The property held by a "Family" in different locations or different places/cities have been clubbed while applying the land or property holding test to determine EWS status.

***Note 1:** Income covered all sources i.e. salary, agriculture, business, profession, etc.

SPONSORSHIP CERTIFICATE

DECLARATION BY THE EMPLOYER OF THE CANDIDATE (FOR IN-SERVICE CANDIDATES)

- (i) Certified that the particulars filled by Mr./Shri.....son/daughter of.....in the application form have been verified and found correct.
- (ii) The candidate will be granted deputation leave/study leave/extraordinary leave or he/she will be given a scholarship or stipend of the value of Rs.....per month. On completion of the degree, he/she will be required to serve this department/institute/university for a period of.....years.
- (iii) If selected for admission, the candidate will be relieved to join the course on the date of start of session in the university when admitted.
- (iv) If selected for the award of or other fellowship, there will be no objection for his receiving the scholarship and contingency amounts attached there to subject to the following conditions:
 - (a)
 - (b)
 - (c)
- (v) Certified that I am competent to take the decision to sponsor him/her on the terms and conditions mentioned above/the decision to sponsor him/her on the above terms and conditions has been taken by and is being communicated under the direction of who is the competent authority.
- (vi) This university/Institute/organization/department under takes to pay dues out standing against the candidate, if not paid by him.
- (vii) Any other relevant information:

SIGNATURE.....

DESIGNATION.....

ADDRESS

.....

.....

Candidates are advised to preserve this certificate (after declaration by the employer) for showing at the time of admission in the concerned university. In no case, this certificate or its copy should be sent by the candidate either to NTA or ICAR.

Employment status of in-service candidates

Institutes/Agric. Universities/Other	Code Number
ICAR Institutes and ICAR Institute based Deemed-to-be-Universities	01
State Agricultural Universities including Veterinary/Horticulture/Fisheries Universities, CAU and CUs having faculty of agriculture	02
Central Government Departments dealing in agriculture and allied sectors	03
State Government Departments dealing in agriculture and allied sectors	04
Public Sector Undertaking dealing in agriculture and allied sectors	05
Any other Govt. organization	06



**Help Line No.
0120-6895200**

email for queries : icar@nta.ac.in



National Testing Agency

(An autonomous organization under the Department of Higher Education,
Ministry of Human Resource Development, Government of India)

Registered Office:

West Block – 1, Wing No. 6,
2nd Floor, R K Puram, New Delhi – 110066

Address for Correspondence:

Block C-20/1A/8, Sector 62, Gautam Budh Nagar,
Noida -201309 (UP)

Website:

www.nta.ac.in
www.icar@nta.ac.in