



राष्ट्रीय परीक्षा एजेंसी
National Testing Agency
Excellence in Assessment



Information Bulletin for
ICAR AIEEA (UG) - 2020
All India Entrance Examination
for Admission to
Bachelor Degree Programs



ACADEMIC SESSION

2020-21

IMPORTANT INFORMATION AND DATES AT A GLANCE
(Please refer to Information Bulletin for details)

1. FEE DETAILS AND IMPORTANT DATES:

Online submission of Application Form (upto 05:00 pm of 31 March, 2020)		01.03.2020-31.03.2020
Last date of successful transaction of fee through Credit/Debit Card/Net-Banking/UPI (upto 11:50 pm on 31 March, 2020)		01.03.2020-31.03.2020
Fee Payable by candidates	General/Unreserved, Other Backward Classes (OBC)-(NCL)* & UPS**/ EWS***	Rs. 750/-
	SC/ST/PwD/Transgender	Rs. 375/-
	Processing charges & GST are to be paid by the candidate, as applicable	
Correction in particulars of Application Form on website only (No corrections shall be allowed after 02.05.2020)		25.04.2020-02.05.2020
Downloading of Admit Cards from NTA website		08.05.2020
Date of Examination		01.06.2020
Duration of Examination		150 minutes (2½ hours)
Timing of Examination		9:30 a.m-12:00 noon
Centre, Date and Shift of Examination		As indicated on Admit Card
Display of attempted Question Paper and Provisional Answer Keys		To be announced later
Websites		www.nta.ac.in, https://icar.nta.nic.in
Declaration of Result on NTA website		15.06.2020
Schedule for Online Counselling		To be announced by the ICAR on www.icar.org.in after the declaration of result

*Other Backward Classes-Non Creamy Layer as per the central list of Other Backward Classes available on National Commission for Backward Classes (NCBC), Government of India website www.ncbc.nic.in. Only the candidates falling in this list may mention OBC in the Category Column. State list OBC candidates who are not in OBC-NCL (Central List) **must choose General/Unreserved**.

** Candidates of Remote and Underprivileged States must check their eligibility before applying.

***As per the OM No. 20013/01/2018-BC-II dated January 17, 2019 issued by the Ministry of Social Justice and Empowerment and the OM No. 12-4/2019-U1 dated 17.01.2019 as well as the Letters No 35-2/2019-T.S.I dated 21.01.2019, 01.02.2019, 04.02.2019 and 15.02.2019 of MHRD Department of Higher Education regarding implementation of reservation for Economically Weaker Sections (EWSs) for admission in Central Educational Institutions.

- Candidates can apply for **AIEEA (UG) 2020 in Online Mode only on the website <https://icar.nta.nic.in>**.
- The Application Form other than online mode will not be accepted.**
- Only one application is to be submitted by a candidate.**
- Candidates must follow the instructions strictly as given in the Information Bulletin and on NTA website www.nta.ac.in, <https://icar.nta.nic.in>. Candidates not complying with the instructions shall be summarily disqualified.
- Candidates must ensure that e-mail address and Mobile Number provided **in the Online Application Form are their own** as all information/communication will be sent by NTA through e-mail on **e-mail address or SMS on given Mobile Number only**.

7. Instructions for filling Online Application Form :

- ❖ Download Information Bulletin and Replica of Application Form. Read them carefully to ensure your eligibility.

- ❖ **Follow the 4 steps given below to Apply Online:**

Step-1: Apply for Online Registration using unique Email Id and Mobile No.

Step-2: Fill in the Online Application Form and note down the system generated Application No.

Step-3: Upload scanned images of Candidate's Photograph (file size: 10 kb - 200 kb) and Candidate's Signature (file size: 4kb - 30kb) and Thumb impression (file size: 3kb-30kb) in JPG/JPEG format.

Step-4: Pay fee using SBI/Syndicate/HDFC Payment Gateway through Debit Card/Credit Card/Net Banking/UPI and keep proof of fee paid. In case the Confirmation Page is not generated after payment of fee then the transaction is cancelled, and amount will be refunded to the candidate's account. However, the candidate has to make another transaction, in case the Confirmation Page is not generated.

- ❖ All the 4 Steps can be done together or at separate times.

8. Candidates are advised to keep visiting the NTA website and check their e-mails/SMS regularly for latest updates.
9. Candidate shall appear at their own cost at the Examination Centre on the date and shift indicated on their Admit Card issued by NTA.
10. Any request to change the Examination Centre, Date, Shift and Subject provided on the Admit Card will not be considered under any circumstances.

Note:

1. *The final submission of Online Application Form will remain incomplete if Step-3 and step-4 are not complete. Such forms will stand rejected and no correspondence on this account will be entertained.*
2. *No request for refund of fee once remitted by the candidate will be entertained by NTA under any circumstances.*
3. *The entire application process of AIEEA (UG) 2020 is online, including uploading of scanned images, Payment of Fees, and Printing of Confirmation Page. Therefore, candidates are not required to send/submit any document(s) including Confirmation Page to NTA /ICAR through Post/ Fax/ E-mail/by Hand.*

Candidates are **NOT** allowed to carry Instrument/Geometry/Pencil box, Handbag, Purse, any kind of Paper/ Stationery/Textual material (printed or written material), Eatables and Water (loose or packed), Mobile Phone/ Ear Phone/ Microphone/ Pager, Calculator, DocuPen, Slide Rules, Log Tables, Camera, Tape Recorder, Electronic Watches with facilities of calculator, any metallic item or electronic gadgets/ devices in the Examination Hall/Room.

Diabetic students will be allowed to carry eatables like sugar tablets/fruits (like banana/apple/orange) and transparent water bottle to the Examination Hall. However, they will not be allowed to carry packed foods like chocolates/candy/sandwich etc.

DISCLAIMER

1. Candidates are advised to read the Information Bulletin carefully and go through the instructions regarding filling of Online Application Form given on AIEEA (UG) 2020 website www.nta.ac.in, <https://icar.nta.nic.in> before starting online registration.
2. Candidate should ensure that all information entered during the online registration process is correct.
3. Online information provided by candidates like name of candidate, contact/address details, category, PwD status, educational qualification details, date of birth, etc during online registration for AIEEA (UG) 2020 will be treated as correct/final and NTA will not entertain, under any circumstances, any request for change in information provided by the candidates.
4. NTA disclaims any liability that may arise to a candidate(s) due to incorrect information provided by the candidate(s) during online registration process.
5. NTA does not edit/modify/alter any information entered by the candidates after completion of application form under any circumstances. Any request for change in information thereafter will not be entertained. Therefore, candidates are advised to exercise utmost caution for filling up correct details in application form.

Usage of Data and Information:

NTA can use the data provided by the End User (test taker in this case) for internal purpose(s) including training, research and development, analysis and other permissible purpose(s).

INDEX

S. No.	Description	Page No.
	<i>Important Information at a Glance</i>	
1	Introduction 1.1 About NTA 1.2 About ICAR 1.3 AIEEA (UG)- 2020	1-2
2	General Information 2.1 Degree Programmes for Admission to be attempted in Entrance Test Examination 2.2 University-wise and Subject-wise Number of Seats Available for Admission 2.3 Schedule of Examination 2.4 Scheme of Examination 2.5 Syllabus for the Test 2.6 Conditions for award of National Talent Scholarship (NTS)- 2020 2.7 Reservation Policy 2.8 Cities for AIEEA (UG) 2020 Examination Centres	3-6
3	Eligibility Criteria and Qualifications 3.1 General Eligibility Criteria to appear in AIEEA (UG)- 2020 3.2 Eligibility Qualifications at 10+2 Level 3.3 Age Limit	7
4	Registration and Application Process 4.1 Applying online and Submission of Application Form 4.2 Replica of Application Form or Format 4.3 Four steps to complete the Application Process 4.4 Mode and Method of Fee Payment 4.5 Instructions to be followed while Applying 4.6 Admit Card for AIEEA (UG)- 2020 4.7 Examination Centres	8-14
5	Conduct of the Examination 5.1 Important Instructions for Candidates 5.2 Provision for Persons with Disability (PWD) Candidates 5.3 Prohibited Materials 5.4 Code of Conduct for the Candidates of AIEEA (UG) 2020	15-18
6	Procedure for appearing in Computer Based Test (CBT)	19-21
7	Procedure for Declaration of Result 7.1 Display of attempted question paper and provisional Answer Key for Challenges 7.2 Declaration of Result 7.3 Percentile and Normalization procedure 7.4 No Rechecking or Re-evaluation Policy	22-23
8	Test Practice Centres (TPCS)	24

9	Correspondence with NTA	25
10	Query Redressal System	26
11	Common Services Centres/Facilitation Centres	27
12	Legal Jurisdiction	28
ANNEXURES		
I	LIST OF EXAMINATION CITY CENTRES	29-30
II	DOMICILE STATE/U.T. CODES	31
III	DEGREE PROGRAMMES FOR ADMISSION IN AIEEA (UG) 2020	32
IV	ELIGIBILITY QUALIFICATIONS AT 10+2 EXAMINATION	33
V	LIST OF ICAR ACCREDITED BACHELOR'S DEGREE PROGRAMMES AND COLLEGES OF DR. RPCAU, PUSA	34
VI	NUMERIC CODES FOR CLASS XII SCHOOL EDUCATION BOARDS/COUNCIL	35
VII	PROCESSING CHARGES & GOODS AND SERVICE TAXES (GST) AND PROCEDURE FOR PAYMENT OF FEE	36-37
VIII	COMMON SERVICES CENTRES/FACILITATION CENTRES	38
IX	REPLICA OF AIEEA (UG) 2020 APPLICATION FORM	39-49
X	PROCEDURE TO BE ADOPTED FOR COMPILATION OF NTA SCORES FOR MULTI SESSION PAPERS- NORMALIZATION PROCEDURE	50-52
XI	COMPUTER BASED TEST (CBT)	53-57
XII	NTA: TEST PRACTICE CENTRES (TPCS)	58-67
XIII	CERTIFICATE FOR THE CANDIDATES UNDER PERSONS WITH DISABILITY CATEGORY (PwD)	68
XIV	CERTIFICATE REGARDING PHYSICAL LIMITATION IN AN EXAMINEE TO WRITE	69
XV	LETTER OF UNDERTAKING FOR USING OWN SCRIBE	70
XVI	INDICATIVE AND TENTATIVE LIST OF UNIVERSITIES FOR ADMISSION (BASED ON LAST YEAR) IN BACHELOR DEGREE PROGRAMMES IN AGRICULTURE AND ALLIED SCIENCE SUBJECTS THROUGH AIEEA-UG-2020 ALONG WITH CONTACT DETAILS OF REGISTRARS	71-73
XVII	CASTE CERTIFICATE FOR SCHEDULED CASTE / TRIBE CANDIDATE	74
XVIII	CERTIFICATE TO BE PRODUCED BY OTHER BACKWARD CLASSES-NON CREAMY LAYER (OBC-NCL)	75-76
XIX	CERTIFICATE TO BE PRODUCED BY ECONOMICALLY WEAKER SECTION (EWS)	77

Abbreviations:

AU	Agricultural Universities
AMU	Aligarh Muslim University
BHU	Banaras Hindu University
CAU	Central Agricultural University
CIFE	Central Institute of Fisheries Education
CU	Central University
DARE	Department of Agricultural Research and Education
Dr. RPCAU	Dr. Rajendra Prasad Central Agricultural University
DU	Deemed University
EWS	Economically Weaker Section
IARI	Indian Agricultural Research Institute
ICAR	Indian Council of Agricultural Research
IVRI	Indian Veterinary Research Institute
JRF	Junior Research Fellowship
NAEAB	National Agricultural Education Accreditation Board
NARES	National Agricultural Research and Education System
NDRI	National Dairy Research Institute
OGPA	Overall Grade Point Average
PwD	Persons with Disability
RLB CAU	Rani Lakshmibai Central Agricultural University
SAU	State Agricultural University
SHUATS	Sam Higginbottom University of Agriculture, Technology, and Sciences
SRF	Senior Research Fellowship
PG	Postgraduate
PwD	Persons with Disability
UG	Undergraduate

CHAPTER – 1 **INTRODUCTION**

1.1 About National Testing Agency (NTA)

The Ministry of Human Resource Development (MHRD), Government of India (GOI) has established National Testing Agency (NTA) as an independent autonomous and self-sustained premier testing organization under Society Registration Act, 1860 for conducting efficient, transparent and international standards tests in order to assess the competency of candidates for admissions to premier higher education institutions.

The objectives of NTA, inter-alia, include:

- i. To conduct efficient, transparent and international standard tests in order to assess the competency of candidates for admission.
- ii. To undertake research on educational, professional and testing system to identify gaps in the knowledge systems and take steps for bridging them.
- iii. To produce and disseminate information and research on education and professional development standards.

The Indian Council of Agricultural Research (ICAR) has entrusted the responsibility of conducting All India Competitive Examinations for admission to Bachelor UG, Masters PG & Ph.D Courses in Agricultural Universities (AUs) and award of **scholarships and fellowships**, to the NTA from 2019 onwards.

1.2 About ICAR

The Indian Council of Agricultural Research (ICAR) is the apex body for coordinating, guiding, and managing research and education in agriculture in the entire country under the aegis of DARE, Ministry of Agriculture and Farmers Welfare. Considering the importance of agricultural education, the University Education Commission (1948) chaired by Dr. S. Radhakrishnan recommended the establishment of Rural Universities in the country. As a result, the first State Agricultural University was established in 1960 at Pantnagar on the pattern of the Land Grant Colleges of the United States.

The ICAR-AU system of India has 74 Agricultural Universities comprising 63 State Agricultural, Veterinary, Horticultural and Fisheries Universities (SAUs), 4 ICAR-DUs, viz. IARI, IVRI, NDRI and CIFE, 3 Central Agricultural Universities (CAU, Imphal, Dr. RPCAU, Pusa and RLB CAU, Jhansi), 4 Central Universities (CUs) having Faculty of Agriculture (BHU, AMU, Viswa Bharati and Nagaland University). The National Agricultural Research, Education and Extension System (NAREES) of India is one of the largest in the world, admitting more than 27000 graduates, 14000 post-graduates and 4700 Ph.Ds annually, in different disciplines of Agriculture and Allied Sciences.

During 2019-20, against the total of 2784 Seats, 2189 candidates were recommended by ICAR for admission to accredited Bachelor degree programmes in 59 accredited AUs under the ICAR-AU system.

1.3 AIEEA (UG) 2020

In 2020, All India Entrance Examination for Admission, AIEEA (UG) shall be conducted for admission to Bachelor Degree programmes in Agriculture and Allied Sciences (other than Veterinary Sciences),

at Agricultural Universities on 15% of the University seats (100% seats in RLB CAU Jhansi, NDRI Karnal and Dr. RP CAU Pusa, Bihar). Further, not more than 40% candidates from any one state shall be admitted in any agricultural university/subject.

The AIEEA (UG)-2020 examination for the academic session 2020-21 will be conducted at 178 cities **(Annexure-I)** all over the country, enabling participation of a large number of candidates seeking admission in Bachelor degree programmes in accredited AUs in different disciplines.

Candidates declared eligible for registration and choice filling for counselling by ICAR will only be considered for allocation of subject and the Agricultural University.

There is no provision of direct nomination for admission through ICAR in any Bachelor degree programme without qualifying in ICAR AIEEA (UG).

CHAPTER - 2

GENERAL INFORMATION

2.1 Degree Programmes available for Admission in 2020-21.

During academic session 2020-21, admission to **11 Bachelor degree programmes of four years duration** in the subjects enlisted in **Annexure-III** is available to Indian Nationals based on the merit-rank in ICAR AIEEA(UG)-2020. Candidates may note that all Undergraduate Degrees in the disciplines of Agricultural Sciences have been declared as professional degrees.

2.2 University-Wise and Subject-Wise Number of Seats Available for Admission

Number of seats available for admission through AIEEA (UG) in different disciplines at accredited Agricultural Universities (including non-accredited RLBCAU, Jhansi and some non-accredited programmes and colleges of Dr. RPCAU, Pusa) for the academic session 2020-21 will be displayed on ICAR website www.icar.org.in at the time of counseling.

2.3 Schedule of AIEEA (UG) 2020

Schedule for important examination related activities have been given below. However, candidates are requested to keep themselves updated about the schedule through NTA and ICAR websites www.nta.ac.in, <https://icar.nta.nic.in> and www.icar.org.in.

Schedule of AIEEA(UG)-2020

Online submission of Application Form (upto 05:00 pm of 31 March, 2020)	01.03.2020-31.03.2020
Last date of successful transaction of fee through Credit/Debit Card/Net-Banking/UPI upto 11:50 pm of 31 March, 2020	01.03.2020-31.03.2020
Correction in particulars of Application Form on website only (No corrections shall be allowed after 02.05.2020)	25.04.2020-02.05.2020
Downloading of Admit Cards from NTA website	08.05.2020
Date of Examination	01.06.2020
Duration of Examination	150 minutes (2½ hours)
Timing of Examination	9:30a.m-12:00 noon
Centre, Date and Shift of Examination	As indicated on Admit Card
Display of attempted Question Paper and Provisional Answer Keys	To be announced later
Websites	www.nta.ac.in , https://icar.nta.nic.in
Declaration of Result on NTA website	15.06.2020
Schedule for Online Counselling	To be announced by the ICAR on www.icar.org.in after the declaration of result

Other Backward Classes-Non Creamy Layer as per the central list of Other Backward Classes available on National Commission for Backward Classes (NCBC), Government of India website www.ncbc.nic.in. Only the candidates falling in this list may mention OBC in the Category Column. State list OBC candidates who are not in OBC-NCL (Central List) **must choose General/Unreserved.*

*** Candidates of Remote and Underprivileged States must check their eligibility before applying.*

***As per the OM No. 20013/01/2018-BC-II dated January 17, 2019 issued by the Ministry of Social Justice and Empowerment and the OM No. 12-4/2019-U1 dated 17.01.2019 as well as the Letters No 35-2/2019-T.S.I dated 21.01.2019, 01.02.2019, 04.02.2019 and 15.02.2019 of MHRD Department of Higher Education regarding implementation of reservation for Economically Weaker Sections (EWSs) for admission in Central Educational Institutions.

2.4 Scheme of Examination

The test of AIEEA (UG) 2020 is a single test of 02:30 hours duration. Details of the test are as given below:

Mode of Examination	LAN Based CBT
Duration	02:30 hours
Number of Questions	150 (50 in each subject)
Type of Questions	Multiple Choice with 4 options
Scoring	<ul style="list-style-type: none"> • 4 marks for each correct response • -1 mark for each incorrect response (negative scoring) • 0 for non-attempt
Medium of Paper	English and Hindi

Note:

1. Each candidate has to attempt/opt/choose only three subjects (**PCB/PCM/PCA/ABC**) in the examination as per choice in the Application Form (**Annexure-IV**).
2. The candidates must attempt subjects as per their choice in the Application, so they must exercise choice carefully.
3. In case of any discrepancy between English & Hindi Version of a question, English Version would be considered as valid.

2.5 Syllabus for the Test

The Questions in the test shall be based on the syllabus prescribed by the ICAR, which is available at the website www.icar.org.in.

2.6 Subjects

Candidates need to choose subject as per their Eligibility Conditions for different UG Programs (**Annexure-IV**)

2.7 Conditions for the award of National Talent Scholarship (NTS)-2020

National Talent Scholarship would be available through the Agricultural University concerned, to every student admitted on ICAR seat at any Agricultural University in a state outside his/her domicile state. Detailed terms & conditions for the scholarship and admission could be found at the ICAR website [http://www.icar.org.in/files/FINALGuidelines\(GNTS\)-26072016.pdf](http://www.icar.org.in/files/FINALGuidelines(GNTS)-26072016.pdf). NTS shall be awarded only after completion of Online Counseling.

The candidates are informed that in accordance with the decision taken during XVI Meeting of National Agricultural Education Accreditation Board (NAEAB) held on 28.03.2016, the admissions to the Bachelor's degree programmes of RLBCAU, Jhansi shall be made through ICAR's AIEEA (UG). However, it has been decided by the Council that w.e.f. the Academic Session 2020-21, the candidates recommended for admission to these programmes shall not be eligible for the award of NTS(UG). Such candidates **may be provided** scholarship by RLBCAU, Jhansi from its budget w.e.f. the Academic Session 2020-21.

Similarly, in accordance with the decision taken during XIX Meeting of National Agricultural Education Accreditation Board (NAEAB) held on 20.03.2017, the admissions to the non-accredited Bachelor's degree programmes or non-accredited colleges of Dr. RPCAU, Pusa shall be made through ICAR's AIEEA (UG). However, it has been decided by the Council that w.e.f. the Academic Session 2020-21, the candidates recommended for admission to these programmes shall not be eligible for the award of NTS(UG). Such candidates **may be provided** scholarship by Dr. RPCAU, Pusa from its budget w.e.f. the Academic Session 2020-21.

However, the students who are already enrolled in non-accredited Bachelor's degree programmes in non-accredited colleges and received the letter of award of the scholarship from the ICAR shall continue to avail the same in accordance with the prescribed rules and regulations of the scholarship issued by the Council in this regard. The list of ICAR accredited Bachelor's degree programmes and Colleges of Dr. RPCAU, Pusa is given at **Annexure-V**.

The award of NTS(UG) to the candidates recommended for admission to RLBCAU, Jhansi and Dr. RPCAU, Pusa may be considered in future subject to accreditation of the university, Bachelor's degree programmes and Colleges by the Council.

2.8 Reservation Policy

A. SC/ST/OBC-(NCL)/EWS/PwD in each Category

1. There would be reservation of seats for admission as well as ICAR (UG) Scholarship to the extent of 15% for Scheduled Caste and 7.5% for Scheduled Tribe candidates in different disciplines. The reservation of seats among SC/ST categories is interchangeable i.e., if sufficient number of candidates are not available to fill up the seats as well as UG Scholarship reserved for ST candidates, these can be filled up from among suitable SC candidates and vice-versa in a given subject as per merit-rank in examination. The original SC/ ST certificate in prescribed form (**Annexure-XVII**) is required to be produced for verification at the time of admission. Depending on merit and choice, such candidates can also take seat from the General/Unreserved Category.
2. Reservation for candidates belonging to Central OBC-NCL category would be available at BHU, PSB Viswa Bharati; SASARD Nagaland University, CAUs and NDRI as per the latest Government of India directives applicable at the time of counseling and Hon'ble SC Judgment dated 18th August, 2011 and communication of seats by these universities at the time of counseling. Candidates claiming admission under this category have to produce a Central OBC certificate as per specimen enclosed in **Annexure-XVIII**.
3. Reservation of seats for EWS shall be in accordance with the Gazette Notification No. DL-(N)/04/0007/2003-19, dated 12th January, 2019, Ministry of Law and Justice (Legislative Department), Govt. of India or any further related Govt. of India directive(s) applicable at the time of counseling. The provision shall be applicable only for admission to Central Educational Institutions and not to SAUs and minority educational institutions, if any, under the ICAR-AU system. The unfilled seats remaining under Gen-EWS category will be de-reserved to Unreserved (UR)/OPEN category seats. The certificate format for EWS candidate is given at **Annexure – XIX**.

4. Five percent seats are reserved **horizontally across the categories** in different subjects, for Persons with Disability (PwD) candidates suffering from low vision, hearing impairment, locomotors disability or cerebral palsy with appropriate medical certificate having at least 40% disability and found suitable by the Counseling Committee/University official. The candidate applying for admission under this category should submit a copy of the certificate about being PwD from a Govt. Hospital/Medical Board at the time of admission in allotted University as specimen (**Annexure–XIII**). The criteria for assessing the degree of handicap could be variable from one subject to another. The decision of the University allotted will be final in this regard. If seat is not available in a particular Category to which the PwD candidate belongs, then the same would be drawn from General Category/Unreserved Category depending upon the availability.

B. Reservation for Remote and Under Privileged States/UT (UPS)

Two percent seats under each discipline would be reserved, horizontally, across categories for the candidates of the remote and under privileged States/UTs namely (i) Andaman & Nicobar Island, (ii) Arunachal Pradesh, (iii) Dadra and Nagar Haveli, (iv) Daman & Diu, (v) Goa, (vi) Lakshadweep, (vii) Manipur, (viii) Meghalaya, (ix) Mizoram, (x) Nagaland, (xi) Sikkim (xii) Tripura and (xiii) Ladakh where educational facilities in Agriculture and Allied Science subjects either do not exist or have no SAU(s) and who qualify this examination. UPS candidates will have to produce domicile certificate issued by the competent authority at the time of admission. There will not be any State quota within this quota.

Note:

1. Candidates need to refer to ICAR website www.icar.org.in for detailed information regarding reservation of seats and/or allocation of scholarship/fellowships for SC/ST/OBC (NCL)/ PwD/UPS/EWS in each category at the time of counseling.
2. The responsibility for verification of the genuineness of SC/ST/OBC (NCL), PwD and UPS certificate will be of the concerned AU where the candidate has been granted admission on the basis of counseling.

2.9 Cities for AIEEA (UG) 2020 Examination Centres

The Centre-Cities where the AIEEA (UG)-2020 will be conducted are given at **Annexure- I**. While applying candidates need to select any **four cities** of their choice for AIEEA (UG)-2020. The efforts will be made to allot city of examination to the candidates in order of the choice opted by them in their application form. However, due to administrative reasons, a different city of nearby area may be allotted.

- NTA can change/shift the examination city centre opted by the candidate to another nearby centre, if number of candidates are more at any examination city centre.
- **The Examination City Centre, once opted, shall not be changed.**

The decision of the NTA regarding allotment of Centre, Date and Shift shall be final. No further correspondence or request shall be entertained in such case.

CHAPTER -3

ELIGIBILITY CRITERIA AND QUALIFICATIONS

3.1 General Eligibility Criteria to appear in AIEEA (UG)- 2020

The eligibility qualifications for various degree programmes with the list of subjects is enlisted at (Annexure-IV).

3.2 Qualifying Examination at 10+2 Level

1. In order to appear in AIEEA (UG) 2020, Indian national candidates must have passed 10+2 Senior Secondary Examination of the Central Board of Secondary Education or any other examination within scope and standard found to be equivalent to the Senior Secondary Examination of a recognised Indian Board/University (**Annexure VI**), with minimum prescribed marks/grade, after a period of 12 years of study. The medium of instruction in the admitting University will be English.
2. Candidate must have passed any one of the qualifying examinations enumerated above securing not less than 50% marks in aggregate for General, OBC (NCL), UPS, EWS categories and 40% marks in aggregate for SC, ST, Transgender, PwD categories. There will be no rounding-off of the OGPA/percentage of marks of qualifying examination while deciding the basic eligibility of any candidate for admission e.g. if a candidate obtained 49.99% marks in his/her qualifying examination, then it will not be rounded-off to 50%.
3. Candidate having a compartment/ supplementary in any of the subjects will not be eligible unless proof of having cleared the examination with requisite percentage as above is available.
4. Candidate already appeared in the qualifying examination enumerated above, can also apply but would be required to submit evidence of having satisfied the conditions latest at the time of counselling/admission in the allotted university.
5. Candidate must ensure that he/she fulfills the eligibility requirements for the examination as well as admission as detailed in the Information Bulletin. Applying for AIEEA (UG) 2020, appearing in the examination and qualifying the same does not necessarily mean acceptance of eligibility. The applicant for a particular Subject must satisfy the eligibility criteria as specified in this Information Bulletin (or its amendments / corrections).

- No certificates are required to be uploaded along with the Application Form at the time of online submission.
- The documents / certificates etc., shall be verified directly at the time of admission in the admitting university. In case the candidate is found not-eligible at any stage, his/her candidature would be summarily rejected and admission will be cancelled.

NOTE: Candidates must note that all applicants shall be bound by the conditions as laid down in this Information Bulletin, and the rules and regulations as enshrined in the admitting University Act, Statutes, Ordinances, notifications and guidelines issued from time to time. It is the sole responsibility of the candidate to ensure that he/she entirely fulfills the specified eligibility before appearing in the examination.

The candidate must ensure that all the eligibility conditions as laid down in the Information Bulletin are fulfilled *in toto* by him/her, including the minimum age limit, percentage of marks obtained in the 10+2 examination, relevant certificates, etc. and final result in hand at the time of counseling/admission in the university. Please note that ICAR/University will NOT be held responsible for denial of admission to non-eligible candidates.

3.3 Age Limit

Indian Nationals of at least 16 years of age as on 31.08.2020 are eligible to apply for the examination. No relaxation is admissible regarding the minimum age limit.

CHAPTER -4

REGISTRATION AND APPLICATION PROCESS

4.1 Instructions for filling Online Application Form

Candidates may apply for **ICAR-AIEEA (UG) 2020 in “Online” Mode ONLY** by accessing the website <https://nta.ac.in>, <https://icar.nta.nic.in>. The Application Form in other than online mode would not be accepted, in any case. **Only one application is to be submitted by a candidate for the same level of programme. More than one application i.e. Multiple application forms submitted by a candidate will be summarily rejected.**

In order to appear in **ICAR-AIEEA (UG) 2020**, the candidates are required to apply online as per procedure detailed below. Before filling and submitting the online form, candidates should download the **Information Bulletin** and **Replica of Application Form (Annexure-IX)**; and read them carefully. Candidates must follow the instructions strictly as given in the Information Bulletin and on NTA website. Application Forms not complying with the instructions are liable to be rejected.

Candidates must keep following information ready before filling online Application Form:-

- Govt Identity Details like Aadhaar Number (last 4 digits)/Election Card (EPIC No.)/Passport number/Ration Card Number/ Bank Account Number/PAN Number/ Other valid Govt Ids.
- Address for communication, Mobile Number, email id, etc.
- Scanned images of latest Photograph (size of 10 kb to 200 kb) in JPG/ JPEG format only
- Scanned image of Signature (size of 4 kb to 30 kb) in JPG/ JPEG format only
- Scanned image of Thumb Impression, Male-Left and Female-Right (size of 3kb to 30 kb) in JPG/ JPEG format only
- Bank Account details for payment of Fee, for uploading as part of submission of online application.

To avoid any kind of inconvenience or last minute rush or unforeseen difficulties, candidates are advised to submit Online Application Form without waiting for the last date. NTA will not be responsible for network problems or any other problem of this nature in submission of online application during the last day.

(a) Particulars to be filled in the Online Application Form:

Before beginning the process of filling the Online Application Form, please keep the following information ready with you:

- ❖ Copy of Board/ University Certificate for Candidate’s Name, Mother’s Name, Father’s Name and Date of Birth
- ❖ Type of Identification – Bank A/c Number/ Passport Number/ Ration Card/ Aadhar Card/Election ID/Other Govt ID
- ❖ Certificate of Qualifying examination
- ❖ Your Mailing Address as well as Permanent Address with Pin Code.
- ❖ **Four cities** for Centres of your choice (**Refer Annexure-I**)
- ❖ Category Certificate, if applicable
- ❖ Economically Weaker Section (EWS) Certificate, if applicable
- ❖ Proof of Domicile State (**Annexure-II**)
- ❖ Person with Disability (PwD) Certificate, if applicable
- ❖ e-mail address and Mobile Number of candidates
- ❖ Scanned images in **JPG/JPEG format only**:

Candidate's scanned Photograph	File size must be between 10 kb to 200 kb.
Candidate's scanned Signature in running hand	File size must be between 4 kb to 30 kb.
Candidate's Thumb Impression, Male-Left and Female-Right	File size must be between 3 kb to 30 kb.

Step I: Registration

Fill in the basic information and note down the system generated Application No.

- (i) **Candidate's Name/ Mother's Name/ Father's Name:**
Provide Candidate's Name, Mother's Name, Father's Name as given in the Secondary School Examination or equivalent Board/ University Certificate in **capital letters**
- (ii) **Date of Birth: dd/mm/yyyy**
Provide Candidate's date of birth as recorded in Secondary School Examination or equivalent Board/ University certificate.
- (iii) **Mobile Number and e-mail Address :**
Candidates must provide own Mobile Number and e-mail address.

Note: Only one e-mail address and one Mobile Number are valid for one application

Step II: Complete the Application Form

Fill in the complete Application Form

- (i) **Other Backward Classes (OBC)- Non Creamy Layer as per the central list of Other Backward Classes available on National Commission for Backward Classes (NCBC), Government of India website (www.ncbc.nic.in).** Thus, the candidates falling in this list may mention **OBC** in the Category Column. State list **OBC** Candidates who are not in **OBC-NCL** (Central List) must choose General.
- (ii) **Economically Weaker Section (EWS) - As per the OM No. 20013/01/2018-BC-II dated January 17, 2019 issued by the Ministry of Social Justice and Empowerment and the OM No. 12-4/2019-U1 dated 17.01.2019 as well as the Letters No 35-2/2019-T.S.I dated 21.01.2019, 01.02.2019, 04.02.2019 and 15.02.2019 of MHRD Department of Higher Education regarding implementation of reservation for Economically Weaker Section (EWS) for admission in Central Educational Institutions.**
- (iii) **Provide complete postal address with PIN Code (Mailing Address as well as Permanent Address) for further correspondence. PIN code of Correspondence Address should be given in the space provided for this purpose.**

Note: The NTA shall not be responsible for any delay/loss in postal transit or for an incorrect Correspondence address given by the Applicant in the Application Form.
- (iv) **Choice of Cities for Examination Centres:** The candidate should select **any four cities** of their choice for examination of **ICAR-AIEEA (UG)2020** given at ([Annexure-I](#)).
- (v) **Under no circumstances the choice of cities for Centre and ICAR-AIEEA-UG subject filled in the Application Form shall be changed by the NTA.**

Step III: Uploading of scanned photograph , signature and Thumb Impression

- (i) **Candidate's Photograph**
 - The photograph must be taken recently. Photograph should not be with cap or goggles. 80% of the face should be clearly visible, with a white background.
 - Spectacles are allowed if being used regularly.
 - Polaroid and Computer-generated photos are not acceptable.
 - Applications not complying with these instructions or with unclear photographs are liable to be rejected.

<ul style="list-style-type: none"> • Candidates may please note that if it is found that photograph uploaded is fabricated i.e. de-shaped or seems to be hand-made or computer made, the form of the candidate will be rejected and the same would be considered as using unfair means and the candidate would be dealt with accordingly. • Application without photograph shall be rejected. The photograph need not be attested. • Candidates are advised to take 6 to 8 passport size coloured photographs with white background. • Passport size photograph is to be used for uploading on Online Application Form and also for pasting on Attendance Sheet at the examination centre. • The candidate should scan his/her passport size photograph for uploading. File size must be between 10 kb to 200 kb.
<p>(ii) Candidate's Signature</p> <p>The candidates are required to upload their full signature in running handwriting in the appropriate box given in the Online Application Form. Writing full name in the Box in Capital letters would not be accepted as signature and the Application Form will be rejected. Further, unsigned Online Application Forms will also be rejected.</p> <ul style="list-style-type: none"> • The candidate should put his full signature on white paper with Black Ink pen and scan for uploading. • File size must be between 4 kb to 30 kb. <p><i>Note: Candidate must ensure that the uploaded images are clear and proper.</i></p>
<p>(iii) Candidate's Thumb Impression</p> <ul style="list-style-type: none"> • The candidates are required to upload their Thumb Impression in the appropriate box given in the Online Application Form. • Males have to use Left Thumb Impression and Females have to use Right Thumb Impression • File size must be between 3 kb to 30 kb.
<p>Step IV: Payment of Fee and Status of receipt of Online Application Form with Fee:</p>
<p>The final Confirmation of payment of Fee and the receipt of online transaction will be displayed in the Confirmation Page of AIEEA-UG 2020. The candidature of the candidate, whose fees has not been received upto the prescribed last date (31 March 2020), will not be considered for the examination. In case the candidate has paid the fee but is still not able to download the Confirmation Page, the candidate should approach the Help Line between 10.00 am to 5.00 pm from 09 May 2020 to 15 May 2020 with the following documents for correction and considering his/her candidature for the examination.</p> <ul style="list-style-type: none"> (i) Proof of fee paid (Photocopy of transaction slip of fees paid through Debit/Credit Card and Net Banking/Paytm). In case, the fee has not been remitted within the prescribed last date, the application would be treated as incomplete/unsuccessful and it shall not be considered. (ii) The fee difference on account of change of category by the candidate during correction of particulars in online application form shall have to be paid mandatorily by the candidate. (iii) No request regarding non-receipt of Online Application Form/Fee would be entertained by the NTA after 16 May 2020. (iv) Candidates are advised to keep visiting the NTA website regularly for latest updates. Candidates should check their mailbox for the given email IDs and SMS in their registered Mobile Number for latest updates and information.

(b) Check List for filling the Online Application Form:

The candidates are advised to ensure the following points before filling the Online Application Form:

- (i) Whether they fulfill the eligibility conditions for the Test as prescribed under the heading '**General Eligibility Criteria**' and '**Age Limit**'.
- (ii) That they have filled their **category** viz *General/OBC (Non-Creamy Layer)/SC/ST/EWS/PwD/ Transgender*, in the relevant column correctly.
- (iii) That they have selected their domicile state code (**Annexure-II**) carefully.
- (iv) That the *Person with Disability (PwD)* candidate has selected the relevant column in the Online Application Form.
- (v) Whether they have downloaded and kept a Printout of Application Form (Confirmation Page) for their own record and **future** usage.

(c) Important Points to Note:

- (i) In order to appear in ICAR-AIEEA (UG)-2020, the candidates are required to apply '**online**'. **The Application Form other than online mode shall not be accepted.**
 - (ii) The Candidates should fill their complete postal address with PIN Code for further correspondence. **The NTA/ICAR shall not be held responsible for any loss due to incorrect address given by the applicant in the Online Application Form.**
 - (iii) The Candidate must ensure that e-mail address and Mobile Number provided **in the Online Application Form are their own (which cannot be changed later)** as communication may be sent by NTA through **e-mail or SMS**.
 - (iv) The Candidate should not give the postal address, Mobile Number or e-mail ID of Coaching Centre in the Online Application Form.
In order to appear in ICAR-AIEEA (UG)-2020, the candidates are required to apply '**online**'. **The Application Form other than online mode shall not be accepted. No change will be accepted through offline mode i.e. through fax/application including e-mail etc.**
 - (v) Online submission of application may be done by **accessing the NTA official website: <https://icar.nta.nic.in>**.
 - (vi) The candidates, before submitting the Online Application Form, shall ensure their eligibility to appear in the test. The candidate is not required to give any option for Agricultural Universities for admission at the time of filling up online Application Form. The admission/allotment of seat will be made through online counselling on the basis of merit-rank and fulfilment of other eligibility requirements.
 - (vii) **Online Application Form cannot be withdrawn once it is submitted successfully.**
 - (viii) A candidate is allowed to **submit only one Application Form. If a candidate submits more than one Application Form, the candidature is likely to be cancelled.**
 - (ix) **Request for change in any particular in the Application Form, shall not be entertained under any circumstances.**
- Note:** *However, a chance will be given to the candidates to correct/modify/edit some of the particular(s) of the Application Form online only, during 25.04. 2020 to 02.05.2020.*
- (x) The Centres (Cities) indicated for the entrance examination by a candidate is only an option. The actual Centre and shift shall be allotted by NTA and it shall be final. No correspondence in this regard shall be entertained. **It is mandatory for candidates to select all four choices.**
 - (xi) Selection of a candidate in the test is provisional subject to being found otherwise eligible for admission.

- (xii) In case a candidate is found providing incorrect information or the identity is proved to be false at any time in the future, the candidate shall face penal action as per the law.
- (xiii) The Candidates are not required to send/ submit the Confirmation Page of Online Application Form to the NTA/ICAR. However, they are advised to retain the following documents with them as reference for future correspondence:
 - ❖ Copy of the Confirmation Page of Online Application Form.
 - ❖ Proof of fee paid
 - ❖ Photographs **(same as uploaded on the Online Application Form)**
- (xiv) **The name on the photo identification must match with the name as shown on the Admit Card. If the name has been changed due to events such as marriage, candidate must show the relevant document like Marriage Certificate/Divorce/Decree/Legal Name Change Document at the time of examination.**
- (xv) In case of any technical issue or due to a natural disaster, if an exam in a particular shift/subject has to be rescheduled, NTA may follow the process of normalization of the two test forms as per the policy **(Annexure-X)**.
- (xvi) If a candidate at any stage is found to have furnished incorrect information or deliberately suppressed any material information, his/her candidature/admission will be rejected/cancelled as soon as it comes to the notice of either NTA or ICAR or the university concerned.

(d) Provision of Aadhaar:

The Aadhaar number is only one of the types of identification and is not mandatory. Candidates may also enter Passport number, Ration Card number, Bank Account number or any other valid Government identity number.

4.2 Replica of Application Form

The replica of the ICAR-AIEEA (UG)-**2020** Application Format is available at **(Annexure-IX)**.

4.3 Steps to complete the Application Process

Application Form may be submitted in **four** simple steps:

Step 1	Apply for Online Registration using unique Email Id and Mobile No.
Step 2	Fill in the Online Application Form and note down the system generated Application No.
Step 3	Upload scanned images of Candidate's Photograph (file size: 10 kb - 200 kb), Candidate's Signature (file size: 4kb - 30kb) and Thumb Impression (file size: 3kb – 30 kb) in JPG/JPEG format.
Step 4	Pay fee using SBI/Syndicate/HDFC Payment Gateway through Debit Card/CreditCard/Net-Banking/UPI and keep proof of fee paid. In case the Confirmation Page is not generated after payment of fee then the transaction is cancelled, and amount will be refunded to the candidate's account. However, the candidate has to make another transaction, in case the Confirmation Page is not generated.
❖	Download, save and print copies of Confirmation Page after successful remittance of fee and keep copies safely for future reference.
❖	All the 4 Steps can be done together or at separate times.
Note: <ol style="list-style-type: none"> The final submission of Online Application Form will remain incomplete if Step-3 and step-4 are not complete. Such forms will stand rejected and no correspondence on this account will be entertained. No request for refund of fee once remitted by the candidate will be entertained by NTA under any circumstances. The entire application process of ICAR-AIEEA (UG)-2020 is online, including uploading of scanned images, Payment of Fees, and Printing of Confirmation Page. Therefore, candidates are not required to send/submit any document(s) including Confirmation Page to NTA/ICAR through Post/ Fax/ E-mails /by Hand. 	

4.5 Payment of Fee

Application Fee Payable by the Candidates of Various Categories:

General/Unreserved, OBC-NCL* & UPS**/EWS***	Rs.750 /-
SC, ST, PwD and Transgender	Rs.375/-
Applicable Service/Processing charges & GST are to be paid by the candidate.	

****Other Backward Classes-Non Creamy Layer as per the central list of Other Backward Classes available on National Commission for Backward Classes (NCBC), Government of India website www.ncbc.nic.in. Only the candidates falling in this list may mention OBC in the Category Column. State list OBC candidates who are not in OBC-NCL (Central List) **must choose General/Unreserved**.**

*****As per the OM No. 20013/01/2018-BC-II dated January 17, 2019 issued by the Ministry of Social Justice and Empowerment and the OM No. 12-4/2019-U1 dated 17.01.2019 of MHRD Department of Higher Education regarding implementation of reservation for Economically Weaker Section (EWS) for admission in Central Educational Institutions.**

4.6 Method of Fee Payment

After completing Step 3 of online Application Form, candidates may remit the examination fee (Step 4) by choosing the following options:

1. Through Debit/Credit card – Candidates need to check the validity of the Debit/Credit Card, while logging on to website for submitting Application Form. Candidate should enter the information asked for and make the required payment through Debit/Credit Card.
2. Through Net Banking - Check the balance in account and keep all credentials ready while logging on to website for submitting Application Form. Candidate should Login with his/her credentials of net banking and make payment through Net Banking.
3. Through UPI

Note: In case, the fee payment status is not 'OK' the candidates are advised as following:

- If the fee is paid through credit/debit card and status is not OK, it means the transaction is cancelled. Therefore, such candidates have to pay the fee once again and ensure the OK fee status.
- For cancelled transactions, the amount will, automatically, be refunded to concerned credit/debit card within 15 days of last date of submission of Application Form.

Generation of Confirmation Page confirms the final submission of Application Form. If Confirmation Page has not been generated, this means that Application Form has not been submitted successfully.

4.7 Admit Card for ICAR AIEEA (UG) 2020

The Admit Card is issued provisionally to the candidates, subject to their satisfying the eligibility conditions.

The candidate has to download the Admit Card from the NTA website w.e.f. **08 May 2020** onwards and appear for the Examination at the given Centre on Date and Shift (Timing) as indicated in their Admit Card.

No candidate will be allowed to appear at the examination centre, on Date and Timings other than that allotted to them in their Admit card.

The candidates are advised to read the instructions on the Admit Card carefully and follow them during the conduct of the examination.

The admit card will be uploaded on NTA website www.nta.ac.in, <https://icar.nta.nic.in>. Please check the admit card carefully for your Roll No. Name, Subject Group, Date of Birth, Gender, Examination Centre Name, City, and Category, etc. In case of any problem related to Admit card, please contact the given helpline numbers between 10:00 A.M. to 5:00 P.M. between 10 and 25 May 2020.

In case of any discrepancy in the particulars of the candidate or his/her photograph and signatures shown in the Admit Card and Confirmation Page, the candidate may immediately **approach the Help Line between 10:00 am to 5:00 pm between 10 May 2020 to 25 May 2020.** In such cases, candidates would appear in the examination with the already downloaded Admit Card. However, NTA will take necessary action to make correction in the record later.

Note:

- a. *Candidate may please note that Admit Cards will not be sent by post.*
- b. *In no case, the duplicate Admit Card for ICAR AIEEA (UG) 2020 would be issued at the Examination Centres.*
- c. *Candidate must not mutilate the Admit Card or change any entry made therein.*
- d. *Candidates are advised to preserve their Admit Cards in good condition for future reference and verification during Counseling.*
- e. *No Admit Card shall be issued to the candidates whose Applications are found to be incomplete for any reasons (including indistinct / doubtful photographs / unsigned Applications)*
- f. *Issue of Admit Cards, however, shall not necessarily mean acceptance of eligibility which shall be further scrutinized at subsequent stages of admission process.*

CHAPTER - 5
CONDUCT OF EXAMINATION

5.1 Important Instructions for Candidates

1. Candidates **MUST** bring the following documents on the day of examination at the test centre. Candidates who will not bring these will not be allowed to appear in the examination.
 - I. Print copy of Admit Card downloaded from NTA website
 - II. One passport size photograph (same as uploaded on the Online Application Form) for pasting on the specific space in the attendance sheet at the Centre during the Examination
 - III. Any one of the authorized Govt photo IDs (original, valid and non-expired), viz. PAN card/ Driving License/ Voter ID/ Passport/ Aadhaar Card (With photograph)/ Aadhaar Enrolment No/ Ration Card
 - IV. PwD certificate issued by the Competent Authority, if claiming the relaxation under PwD category

Note: The name on the photo identification must match with the name as shown on the Admit Card. If the name has been changed due to events such as marriage, candidate must show the relevant document like Marriage Certificate / Divorce / Decree / Legal Name Change Document at the time of examination.

2. The candidates shall report at the Examination Centre **two hours** before the commencement of the examination so as to complete the frisking and registration formalities well before the time.
3. Registration desk will close 60 minutes prior to the examination. Candidates shall not be permitted to enter in the Examination Centre after 09.00 a.m.
4. The candidates are advised to read the instructions on the admit card carefully and follow them during the conduct of the examination.
5. Candidates should take their seat immediately after opening of the examination hall. If the candidates do not report in time due to any reason i.e. traffic jam, train/bus delay etc., they are likely to miss some of the general instructions to be announced in the Examination Rooms/Halls. The NTA shall not be responsible for any delay.
6. The candidate must show, on demand, the Admit Card for entry in the examination room/hall. A candidate who does not possess the valid Admit Card shall not be allowed to enter the examination centre.
7. Candidates should find and sit on their allocated seat only. Any candidate found to have changed room/hall or the seat on his/her own other than allotted would be considered as a case of UnFair Means and the candidature shall be cancelled and no plea would be accepted.
8. The candidate should ensure that the question paper available on the computer is as per the opted Subject Group indicated in the Admit Card. In case, the subject of question paper is other than the opted paper, the same may be immediately brought to the notice of the Invigilator concerned.
9. Candidates are not allowed to carry any baggage inside the Examination Centre. NTA will not be responsible for any belongings stolen or lost at the premises

10. Candidate shall appear at their own cost at the Centre on Date and shift as indicated in their Admit Card issued by the NTA. Under no circumstances the choice of cities for centre and shift provided in the Admit Card shall be changed.
11. No candidate, without the special permission of the Centre Superintendent or the Invigilator concerned, will leave his/her seat or Examination Room/Hall until the full duration of the paper is over. Candidates must follow the instructions strictly as instructed by the Centre Superintendent/Invigilators. Candidates should not leave the room/hall without handing over their rough sheets to the Invigilator on duty in the Room/Hall.
12. Candidates should not be in possession of any material listed in the list of prohibited material.
13. All calculations/writing work are to be done only in the rough sheet provided at the centre in the examination Room/Hall and on completion of the test candidates must hand over the rough sheets to the Invigilator on duty in the Room/Hall.
14. The candidates must sign and paste the photograph on the Attendance Sheet at the appropriate place.
15. The candidates are governed by all Rules and Regulations of the NTA with regard to their conduct in the Examination Hall. All cases of **Unfair means** will be dealt with as per rules.

5.2 Provision for Persons with Disability (PwD) Candidates

- (i) In compliance of the “Guidelines for Conducting Written Examination for Persons with Benchmark Disabilities” issued by the Ministry of Social Justice & Empowerment vide Office Memorandum No. F.No. 34-02/2015-DD-III dated 29th August, 2018, the following provisions would be available to the Candidates with Benchmark Disabilities, as defined in Section 2(r) of the Rights of Persons with Disabilities (RPwD) Act, 2016.
- (ii) A *person with benchmark disability*, as defined in Section 2 (r) of the RPwD Act, means a *person with not less than 40 percent of a specified disability where specified disability has not been defined in measurable terms and includes a person with disability where specified disability has been defined in measurable terms, as certified by the certifying authority. Candidate need to submit a certificate in **Annexure-XIII**.*
- (iii) A *specified disability*, as defined in Section 2 (zc) of the RPwD Act, means the *disabilities as specified in the Schedule* of the said Act, which includes:
 - (a) Locomotor Disabilities: Leprosy, Cerebral Palsy, Dwarfism, Muscular Dystrophy, Acid Attack Victims;
 - (b) Visual Impairment: Blindness & Low Vision
 - (c) Hearing Impairment: Deaf & Hard of Hearing;
 - (d) Speech & Language Disability;
 - (e) Intellectual Disability: specific learning disability (Dyslexia, Dysgraphia, Dyscalculia, Dyspraxia & Developmental Aphasia), Autism Spectrum Disorder;
 - (f) Mental illness;
 - (g) Chronic Neurological Conditions: Multiple Sclerosis, Parkinson’s diseases;
 - (h) Blood Disorder: Haemophilia, Thalassemia, Sickle Cell diseases;
 - (i) Multiple Disabilities: more than one of the specified disabilities including Deaf Blindness
- (iv) In case of candidates with benchmark disabilities in the category of Blindness, Locomotor Disability (both arm affected-BA) and Cerebral Palsy, the **facility of scribe/reader shall be given**,

if so desired by them.

- (v) In case of other category of persons with benchmark disabilities (the Schedule of the said Act may be referred to), the provision of scribe/reader can be allowed (if they so desire) on production of a certificate to the effect that the person concerned has physical limitation to write (use the mouse in case of CBT) and scribe is essential to write examination on his behalf, from the Chief Medical Officer/Civil Surgeon/Medical Superintendent of a Government health care institution as per proforma at **(ANNEXURE–XIV)**.
- (vi) Such candidates will have the discretion of bringing his/her own scribe/reader or may opt to have Scribe/Reader from NTA or through any of its authorised Institute/Agency/Personnel involved in the examination.
- (vii) An eligible PwD candidate, desirous of having facility of scribe/reader, shall have to mention his/her appropriate PwD category in the relevant column of the application form and have also to record as to whether he/she will have his/her own arrangement of scribe/reader or it has to be arranged by NTA or through any of its authorised Institute/Agency/Personnel.
- (viii) The qualification of the scribe shall be **one step below the qualification of the candidate taking the examination**. The persons with benchmark disabilities for opting for own scribe/reader should submit details of the own scribe as per proforma at **(ANNEXURE–XV)**.
- (ix) In case a PwD candidate who has opted the scribe/reader from NTA or through any of its authorised Institute/Agency/Personnel, the Centre Superintendent shall arrange a meeting of the candidate with scribe/reader, a day before the examination, for giving him/her a chance to check/verify whether the scribe/reader is suitable or not.
- (x) Compensatory time of not less than 20 minutes per hour of examination shall be given to a candidate allowed to use scribe/reader. If the examination is 03 hours duration, the compensatory time shall be 01 hour. In case the duration of the examination is less or more than 03 hours, the compensatory time shall be on pro-rata basis.
- (xi) As far as possible, the examination for Person(s) with Disabilities should be held at the ground floor.

5.3 Prohibited Materials

Candidates are not allowed to carry any textual material, Calculators, Docu Pen, Slide Rules, Log Tables and Electronic Watches with facilities of calculator, printed or written material, bits of papers, mobile phone, Blue-tooth devices, pager or any other electronic gadget/ device etc.

- The candidates are prohibited to bring any kind of electronic gadgets/device in the examination room/hall.
- If any candidate is in possession of any of the above item, the same will be seized, his/her candidature treated as unfair means and this will lead to cancellation of his/her current examination besides debarring him/her from appearing in future examination(s).
- Smoking, chewing gutka, spitting etc. in the Examination Room/Hall is strictly prohibited.
- Instrument/Geometry/Pencil box, Handbag, Purse, Any kind of Paper/ Stationery, Eatables/snacks and Tea/coffee/cold drinks/Water (loose or packed), Mobile Phone/ Ear Phone/Microphone/Pager, Calculator, Camera, Tape Recorder, any metallic item or electronic gadgets etc. are NOT allowed in the examination Room/Hall.

Diabetic students will be allowed to carry eatables like sugar tablets/fruits (like banana/ apple/orange) and transparent water bottle to the examination hall. However, they will not be allowed to carry packed foods like chocolate/candy/sandwich etc.

5.4 Unfair Means/ Code of Conduct

- (i) If Candidates are found to be in possession of any of the following items, their candidature will be treated as cancelled and will be debarred for future examination(s). The items/material will be seized and the case treated as one of 'unfairmeans'.

Any textual material, Calculators, Docu Pen, Slide Rules, Log Tables and Electronic Watches with facilities of calculator, printed or written material, bits of papers, mobile phone, Blue-tooth devices, pager or any other electronic gadget/device etc.

- (ii) Candidates shall maintain perfect silence and attend to their Question Paper only. Any conversation or gesticulation or disturbance in the Examination Room/Hall shall be deemed as misbehavior.
- (iii) Candidates must not obtain or attempt to obtain or give assistance of any kind during the examination. This will entail expulsion and cancellation of candidature for the examination.
- (iv) If a candidate is found using unfairmeans or impersonating, his/her candidature shall be cancelled and he/she will be liable to be debarred for taking examination either permanently or for a specified period according to the nature of offence.

Important: For those who are unable to appear on the scheduled date of test for any reason, retest shall not be held by the NTA under any circumstances.

CHAPTER -6
PROCEDURE FOR APPEARING IN COMPUTER BASED TEST (CBT)

6.1 Procedure for appearing in Computer Based Test (CBT) (ANNEXURE-XI)






- (a) A computer terminal (node) indicating Roll Number will be allocated to each candidate. Candidates should find and sit on their allocated computers only. Any candidate found to have changed room/hall or the computer on their own rather than the one allotted would be liable to cancellation of candidature and no plea in this regard would be entertained.
- (b) The computer terminal allotted to the candidate will display 'Welcome' login screen, Candidate's photograph and subject opted by the candidate. For login, the candidate will have to enter **login-ID and password**.
- (c) After logging in, the candidate shall be able to see the detailed instructions for the examination. Candidates are advised to go through the instructions carefully regarding the type of questions and Marking Scheme. At the designated time of start of the examination, the candidates will be able to proceed and see the questions on the computer screen.

The keyboard attached to the computer, if any, will be disabled during the entire duration of the examination. Depending on the type of question, the answers to questions can either be entered by clicking on the virtual on-screen keyboard (numeric or otherwise) using the computer mouse or by clicking the chosen option(s) using the computer mouse.

Candidates will have the option to change/modify answers already entered anytime during the entire duration of the examination.

In case the computer/mouse allotted to any candidate malfunctions anytime during the test, the candidate will be immediately allotted another computer system and the time lost due to this will be adjusted in the server so as to give the candidate the full allotted time.

- (d) The on-screen computer clock counter of every candidate will be set at the server. The countdown timer in the top right side of computer screen will display the time remaining (in minutes) available for the candidate to complete the examination. When the timer reaches zero, the examination will end by itself. Candidate will not be required to end or submit the examination.
- (e) The Question Palette displayed on the right side of screen will show the status of each question using one of the following text/color codes/symbols.

-  1 You have not visited the question yet.
-  2 You have not answered the question.
-  3 You have answered the question.
-  4 You have NOT answered the question, but have marked the question for review.
-  5 The question(s) "answered and marked for Review" will be considered for evaluation.

The question(s) **"Answered and Marked for Review"** status for a question indicates that candidate would like to have a relook at that question again. A candidate has the option of

answering a question and simultaneously placing it under “Marked for Review”, these answers will be considered for evaluation. However, if a candidate has simply put “Marked for Review” for a question without answering it, the corresponding question “Marked for Review” without an answer will not be considered for evaluation. It may be noted that a candidate can return to any “Marked for Review” question any time during the examination by clicking on the corresponding question number icon displayed on the Question Palette of the corresponding section.

- (f) Candidate can click on an arrow/symbol which appears to the left of question palette to collapse the question palette thereby maximizing the question viewing window. To view the question palette again, candidate can click on arrow/symbol which appears on the right side of question window.
- (g) Candidate can click to navigate to the bottom and to navigate to the top of the question area, without scrolling. Using the computer mouse the candidate can scroll up and down the question viewing area for viewing the entire question.
- (h) The full paper can be viewed by clicking the “Question Paper” icon on the top right corner of the screen.
- (i) Blank Sheets for doing rough work/calculations shall be provided to the candidates. The Blank Sheets would have a Header page for the candidates to write down his/her Name and Roll Number. All calculations/writing work are to be done only in the Blank Sheets provided at the Centre in the Examination Room/Hall and on completion of the test, candidates must hand over the rough sheets to the invigilator on duty in the Room/Hall.
- (j) **Navigating to a Question**

To navigate between questions within a Paper, candidate needs to do the following:

- (a) Click on the question number in the Question Palette at the right of the screen to go to that numbered question directly. Note that using this option does NOT save the answer to the currently displayed question.
- (b) Click on “Save & Next” to save the answer of any question. Clicking on “Save & Next” will save the answer for the current question and the next question will be displayed on the candidate’s computer screen.
- (c) Click on “Mark for Review & Next” to mark a question for review (without answering it) and proceed to the next question.

- (k) **Answering a Question**

To navigate between questions within a Paper, candidate needs to do the following:

(i) Procedure for answering a multiple choice type question:

- (a) To select the option(s), click on the corresponding button(s) of the option(s).
- (b) To deselect the chosen answer, click on the button of the chosen option again or click on the “Clear Response” button.
- (c) To save the answer, the candidate MUST click on the “Save & Next” button.
- (d) To mark the question for review (without answering it), click on the “Mark for Review & Next” button.

(l) **Navigating through sections:**

- (a) Sections in the question paper are displayed on the top bar of the screen. Questions in a section can be viewed by clicking on the section name. The section in which candidate is currently viewing will be highlighted.
- (b) After clicking the **"Save & Next"** button on the last question for a section, candidate will automatically be taken to the first question of the next section.
- (c) Candidate can shuffle between sections and questions within sections any time during the examination as per the convenience only during the time stipulated.
- (d) Candidate can view the corresponding section summary as part of the legend that appears in every section above the question palette.

(m) **Procedure for answering questions that require inputs from on-screen virtual key board (numeric or otherwise):**

- (a) Candidate will have to use the on-screen virtual keyboard (that would be displayed just below the question statement of these type of questions) and the attached computer mouse to enter his/her answer in the space provided for answer.
- (b) The answer can be changed, if required, anytime during the test. To save the answer, the candidate MUST click on the **"Save & Next"** button.
- (c) To mark the question for review (without answering it), click on the **"Mark for Review & Next"** button.

Candidate will have the option to change previously saved answer of any question, anytime during the entire duration of the test. To change the answer to a question that has already been answered, first select the corresponding question from the Question Palette, then click on "Clear Response" to clear the previously entered answer and subsequently follow the procedure for answering that type of question.

(n) **Rough Work:**

All calculations/writing work is to be done only in the rough sheet provided at the Centre in the examination Room/Hall and on completion of the test candidates must hand over the rough sheets to the invigilator on duty in the Room/Hall.

CHAPTER -7

PROCEDURE OF DECLARATION OF RESULT

7.1 Display of Attempted Question Paper and Provisional Answer Key for Challenges

- The NTA will display Attempted Question Paper along with Provisional Answer Key of the questions on the NTA website www.nta.ac.in, <https://icar.nta.nic.in> to provide an opportunity to the candidates to challenge the Answer Key. The Answer Keys are likely to be displayed for **three days**.
- The Candidates will be given an opportunity to make a challenge online against the Answer Key on payment of Rs 1000/- per question challenged as processing charges.
- The NTA will also display the recorded responses of all the candidates and their attempted question paper on the NTA website prior to declaration of result. The recorded responses are likely to be displayed for **three days**.
- Decision of NTA on the challenges shall be final and the result will be declared on the basis of final answer keys.

7.2 Declaration of Result

- The result of the AIEEA (UG)-2020 Examination is likely to be declared by **15 June** and will be placed on the NTA website www.nta.ac.in, <https://icar.nta.nic.in>. No separate intimation will be made to candidates who fail to qualify in this examination. No queries in this regard, whatsoever, will be entertained from such candidates.
- All announcements related to the conduct of Competitive examination including issue of examination notification, admit card information, examination result would be available at NTA website www.nta.ac.in, <https://icar.nta.nic.in>
- **The candidates are advised to be vigilant about the announcements on the NTA websites as the NTA would not be responsible for non-receipt of any information.**
- Single overall merit-rank list shall be prepared by ICAR. In the event of tie/candidates getting equal marks in the Entrance Examination, relative merit will be determined in the following order:
 - (i) on the basis of marks obtained in the main subjects Mathematics (PCM)/Biology (PCB)/Agriculture (ABC/PCA) in AIEEA-UG Examination
 - (ii) the candidate scoring less negative marks will be rated higher in merit
 - (iii) the candidate higher in age would be rated higher in merit
 - (iv) candidate with higher % age/CGPA score in Class X examination would be rated higher in merit.
- **Category-wise final merit list for counselling shall be prepared based on the reservation category information given by the candidate in Online Application Form.**
- The result of the entrance examination would be available in terms of overall merit-rank obtained by the candidate declared eligible for registration and choice filling for counselling.
- No separate intimation about non-selection in AIEEA (UG)-2020 examination and marks obtained therein, will be sent to the candidate and no correspondence (Letter/Fax/E-mail, etc.) in this regard will be entertained.

7.3 NTA process of Error and Scoring related Exception Handling

As per AIEEA-UG specifications all questions in the test papers are MCQs with only one correct answer. If any anomaly or discrepancy is found during key verification, it shall be addressed in the following manner:

1. If two/three options are found to be correct post challenge or during key verification - Marks to be awarded to only those students who have marked either of the correct option.
2. If all options are found to be correct – Full marks to be awarded to all students.
3. If none of the options is correct/Question is found to be wrong/invalid – Question to be dropped and full marks to be awarded to all students.

7.4 Percentile and Normalization procedure:

- (i) For multi-shift papers, raw marks obtained by the candidates in different shifts/sessions will be converted to NTA Score (percentile).
- (ii) The detailed procedure on NTA Score being adopted is available on **Annexure-X** under Normalization procedure based on Percentile Score.
- (iii) In case a subject test is conducted in multi-shifts, NTA Score will be calculated corresponding to the raw marks obtained by a candidate. The calculated NTA Score for the Raw Marks for all the shifts/sessions will be merged for further processing for deciding the allocation.
- (iv) In the events of the percentiles for the multi-shifts being dissimilar / unequal, the lowest will be the eligibility cut-off for that category for all candidates (i.e. all shifts).

For Example: In an the examination held in two shifts, if the 40% marks correspond to a Percentile score of 78 in Shift 1 and 79 in Shift 2, then all those equal to or above 78 percentiles (Percentile score of 100 to 78) in both shifts will become eligible in General Category. Similar method will be adopted for the other categories to determine eligibility cut-offs. In case the examination is held in more number of shifts the same principle shall apply.

7.5 No Rechecking or Re-evaluation Policy

No representation for re-evaluation/re-checking of answer scripts shall be entertained after the declarartion of results, because candidates are given opportunity to evaluate their own recorded responses and challenge discrepancies, if any before finalizing final answer key and declarartion of the result.

Candidates declared eligible for registration and choice filling for counselling by ICAR will only be considered for allocation of subject and the Agricultural University. The schedule for counseling will be notified separately on ICAR website (www.icar.org.in) after declaration of result. The admission and scholarship would be granted only when the candidate seeks admission through counselling conducted by ICAR.

CHAPTER - 8

TEST PRACTICE CENTRES (TPCs)

Test Practice Centres (TPCs): (ANNEXURE - XII)

The Ministry of Human Resource Development has mandated the NTA to set up, establish and create a network of Test Practice Centres for candidates, especially in remote and rural areas to enable them to practice and be comfortable in taking a Computer Based Test (CBT). This facility will be completely free of cost. Candidates can register online (on NTA website) where they will be provided a convenient TPC near their location to practice on a given computer node. This will facilitate and ease the process of being able to take a Computer Based Test (CBT). The entire experience of using a computer will be close to the actual experience of taking a CBT. All efforts will also be made to provide practice tests and questions so that candidates can familiarize themselves with logging into the system, go through the detailed instructions regarding the test, use the mouse or numeric keyboard on screen (virtual) for attempting each question, scroll down to the next question, navigate between questions, review and edit their options and submit answers

CHAPTER – 9
CORRESPONDENCE WITH NTA

All the correspondence should preferably be addressed by e-mail. The email query shall be addressed only if it is not anonymous and contains the name, postal address and contact number of the sender. An email containing vague or general queries and other queries as contained in the Information Bulletin shall not be entertained. Queries shall not be entertained from person claiming to be representatives, associates or offciates of the applicant candidate. The following information shall not be revealed by phone or email:

- a. Internal documentation/status.
- b. Internal decision making process of NTA. Any claim/counter claim thereof.
- c. Dates & venue of internal meetings or name of the staff/officers dealing with it.
- d. Any information which in the opinion of NTA cannot be revealed.

CHAPTER- 10

QUERY REDRESSAL SYSTEM

Query Redressal System (QRS)

National Testing Agency (NTA) has established a Query Redressal System (QRS), an online web-enabled system developed by NTA.

- QRS is the platform based on web technology which primarily aims to enable submission of queries/grievances by the Registered Candidate(s) of ICAR 2020 Examination with (24x7) facility for speedy and favourable redressal of the queries/grievances.
- A Unique Registration Number will be generated for tracking the status of the queries/grievances.

The Registered Candidate(s) are advised to use the online facility for speedy and favourable response before mailing their queries on the official email id of ICAR.

CHAPTER – 11

COMMON SERVICES CENTRES/FACILITATION CENTRES

(Annexure-VIII)

Candidates who are not well conversant to submit the online application due to various constraints, can use the services of Common Services Centre, Ministry of Electronics and Information Technology, Government of India under the Digital India initiatives of Hon'ble Prime Minister. The Common Services Centre (CSC) scheme is a part of the ambitious national e-Governance Plan (NeGP) of Government of India and is managed at each village panchayat level by a Village level Entrepreneur (VLE).

There are more than 1.5 lakhs Common Services Centres (CSC) across the country which will provide the desired support to candidates from urban as well as rural areas in online submission of application form and payment of fee through e-wallet. The list of the Common Services Centre is available on website: www.csc.gov.in.

CHAPTER –12
LEGAL JURISDICTION

All disputes pertaining to the conduct of AIEEA (UG) 2020 Examination including Results shall fall within the jurisdiction of Delhi only. Further, any legal question arising out of the Examination shall be entertained only when raised within 30 days from the declaration of result.

The Director (Administration) of the NTA shall be the official by whose designation the NTA may sue or be sued.

LIST OF EXAMINATION CITY CENTRES

STATE/UTs	CITY	CITY CODE	HIMACHAL PRADESH	HAMIRPUR (HIMACHAL PRADESH)	HP03		
ANDAMAN AND NICOBAR	PORT BLAIR	AN01		KANGRA / PALAMPUR	HP04		
ANDHRA PRADESH	ANANTAPUR	AP01		MANDI	HP08		
	CHIRALA	AP04		SHIMLA	HP06		
	CHITTOOR	AP05		SOLAN	HP07		
	GUNTUR	AP07		UNA	HP09		
	KAKINADA	AP09	JAMMU AND KASHMIR	JAMMU	JK02		
	KURNOOL	AP10		SAMBA	JK03		
	NELLORE	AP11		SRINAGAR (J & K)	JK04		
	RAJAHMUNDRY	AP13	JHARKHAND	BOKARO STEEL CITY	JH01		
	TIRUPATHI	AP16		DHANBAD	JH02		
	VIJAYAWADA	AP17		HAZARIBAGH	JH05		
VISAKHAPATNAM	AP18	JAMSHEDPUR		JH03			
VIZIANAGARAM	AP19	RANCHI		JH04			
ARUNACHAL PRADESH	ITANAGAR/NAHARL AGUN	AL01	KARNATAKA	BELAGAVI (BELGAUM)	KK02		
ASSAM	DIBRUGARH	AM01		BELLARY	KK03		
	GUWAHATI	AM02		BENGALURU	KK04		
	JORHAT	AM03		BIDAR	KK05		
	SILCHAR (ASSAM)	AM04		DAVANAGERE	KK06		
	TEZPUR	AM05		DHARWAD / HUBBALLI(HUBLI)	KK10		
BIHAR	ARRAH	BR09		GULBARGA	KK08		
	BHAGALPUR	BR02		HASSAN	KK09		
	DARBHANGA	BR04		MANDYA	KK18		
	GAYA	BR05		MANGALURU (MANGALORE)	KK12		
	MUZAFFARPUR	BR06		MYSURU(MYSORE)	KK14		
	PATNA	BR07		SHIVAMOGA (SHIMOGA)	KK15		
	PURNEA	BR08		TUMAKURU	KK16		
CHANDIGARH	CHANDIGARH/MOH ALI	CH01		UDUPI/MANIPAL	KK17		
	CHHATTISGARH	BHILAI NAGAR/DURG		CG01	KERALA	ALAPPUZHA / CHENGANNUR	KL01
		BILASPUR (CHHATTISGARH)		CG02		ERNAKULAM/ ANGAMALY/ MOOVATTUPUZHA	KL04
RAIPUR		CG03		IDUKKI		KL05	
DELHI	DELHI/NEW DELHI	DL01	KANNUR	KL07			
GOA	PANAJI/MADGAON	GO01	KASARAGOD	KL08			
GUJARAT	AHMEDABAD/GAND HINAGAR	GJ01	KOLLAM	KL09			
	ANAND	GJ02	KOTTAYAM	KL11			
	MEHSANA	GJ08	KOZHIKODE	KL12			
	RAJKOT	GJ10	MALAPPURAM	KL13			
	SURAT	GJ11	PALAKKAD	KL15			
	VADODARA	GJ12	PATHANAMTHITTA	KL16			
			THIRUVANANTHAPU RAM	KL17			
HARYANA	AMBALA	HR01	THRISSUR	KL18			
	FARIDABAD	HR03	LADHAK	LEH		LL01	
	GURUGRAM	HR04	MADHYA PRADESH	BHOPAL		MP03	
	HISSAR	HR05		GWALIOR	MP06		
	KARNAL	HR06					
	KURUKSHETRA	HR07					
	PANIPAT	HR08					
	SONIPAT	HR09					
	YAMUNA NAGAR	HR10					

	INDORE	MP07
	JABALPUR	MP08
	SAGAR	MP12
	SATNA	MP13
	UJJAIN	MP15
MAHARASHTRA	AMRAVATI	MR03
	AURANGABAD (MAHARASHTRA)	MR04
	JALGAON	MR13
	KOLHAPUR	MR14
	MUMBAI/ NAVI MUMBAI	MR16
	NAGPUR	MR17
	NANDED	MR18
	NASHIK	MR19
	PUNE	MR22
MANIPUR	IMPHAL	MN01
MEGHALAYA	SHILLONG	MG01
MIZORAM	AIZAWL	MZ01
NAGALAND	DIMAPUR	NL01
	KOHIMA	NL02
ODISHA	BALASORE	OR02
	BERHAMPUR- GANJAM	OR03
	BHUBANESWAR	OR04
	CUTTACK	OR05
	DHENKANAL	OR06
	ROURKELA	OR08
	SAMBALPUR	OR09
PUDUCHERRY	PUDUCHERRY	PO01
PUNJAB	AMRITSAR	PB01
	BHATINDA	PB02
	JALANDHAR	PB04
	LUDHIANA	PB05
	PATIALA / FATEHGARH SAHIB	PB08
RAJASTHAN	AJMER	RJ01
	ALWAR	RJ02
	BIKANER	RJ05
	JAIPUR	RJ06
	JODHPUR	RJ07
	KOTA	RJ08
	SIKAR	RJ09
	SRIGANGANAGAR	RJ10
	UDAIPUR	RJ11
SIKKIM	GANGTOK	SM01
TAMIL NADU	CHENNAI	TN01
	COIMBATORE	TN02
	CUDDALORE	TN03
	KANCHIPURAM	TN05
	KANYAKUMARI / NAGERCOIL	TN06
	MADURAI	TN08
	NAMAKKAL	TN10

	SALEM	TN11
	THANJAVUR	TN12
	THOOTHUKUDI	TN13
	TIRUCHIRAPPALLI	TN14
	TIRUNELVELI	TN15
	TIRUVALLUR	TN16
	VELLORE	TN18
	VIRUDHUNAGAR	TN20
TELANGANA	HYDERABAD/ SECUNDERABAD/ RANGA REDDY	TL01
	KARIMNAGAR	TL02
	KHAMMAM	TL03
	WARANGAL	TL07
TRIPURA	AGARTALA	TA01
UTTAR PRADESH	AGRA	UP01
	ALIGARH	UP02
	ALLAHABAD	UP03
	BAREILLY	UP04
	GHAZIABAD	UP07
	GORAKHPUR	UP08
	JHANSI	UP10
	KANPUR	UP11
	LUCKNOW	UP12
	MEERUT	UP14
	MORADABAD	UP15
	MUZAFFARNAGAR	UP16
	NOIDA / GREATER NOIDA	UP09
	VARANASI	UP18
UTTARAKHAND	DEHRADUN	UK01
	HALDWANI	UK02
	ROORKEE	UK06
WEST BENGAL	ASANSOL	WB01
	BURDWAN (BARDHAMAN)	WB02
	DURGAPUR	WB04
	HOOGHLY	WB06
	HOWRAH	WB07
	KALYANI	WB08
	KOLKATA	WB10
	SILIGURI	WB11
Note:		
<ol style="list-style-type: none"> The exact name/location of Examination venue in the Examination city centre will be notified later along with the Roll Number in accordance with the Application Number and Date of Birth and shall be available on NTA website www.nta.ac.in, ntaicar.nic.in. NTA may change/shift the examination city center opted by the candidate to another nearby centre, if number of candidates are more at any city center. 		

DOMICILE STATE/UTs CODES

Sl. No.	Name of the State/UT	Code Number
1.	Andaman & Nicobar Islands	01
2.	Andhra Pradesh	02
3.	Arunachal Pradesh	03
4.	Assam	04
5.	Bihar	05
6.	Chandigarh	06
7.	Chhattisgarh	07
8.	Dadra & Nagar Haveli & Daman & Diu	08
9.	Delhi	10
10.	Goa	11
11.	Gujarat	12
12.	Haryana	13
13.	Himachal Pradesh	14
14.	Jammu & Kashmir	15
15.	Jharkhand	16
16.	Karnataka	17
17.	Kerala	18
18.	Lakshadweep	19

Sl. No.	Name of the State/UT	Code Number
19.	Madhya Pradesh	20
20.	Maharashtra	21
21.	Manipur	22
22.	Meghalaya	23
23.	Mizoram	24
24.	Nagaland	25
25.	Odisha	26
26.	Puducherry	27
27.	Punjab	28
28.	Rajasthan	29
29.	Sikkim	30
30.	Tamil Nadu	31
31.	Tripura	32
32.	Uttarakhand	33
33.	Uttar Pradesh	34
34.	West Bengal	35
35.	Telangana	36
36.	Ladakh (U.T)	37

Degree Programmes for Admission in AIEEA (UG) 2020

Subject Code No.	Degree Programme for Admission
01	B.Sc. (Hons.) Agriculture
02	B.Sc. (Hons.) Horticulture
03	B.F.Sc.
04	B.Sc. (Hons.) Forestry
05	B.Sc. (Hons.) Community Science
06	Food Nutrition and Dietetics*
07	B.Sc. (Hons.) Sericulture
08	B. Tech. Agricultural Engineering
09	B. Tech. Dairy Technology
10	B. Tech. Food Technology
11	B. Tech. Bio- Technology

* Subject to accreditation by National Agricultural Education Accreditation Board.

Eligibility Qualifications at 10+2 Examination for Degree Programmes

Code No	Degree Programme for Admission	Subjects which the candidate must have passed in 10+2 Examination	Subjects to be attempted in the Entrance Examination
01	B.Sc. (Hons.) Agriculture	PCB/PCMB/ PCM/Inter-Agriculture	PCB/PCM/PCA/ABC
02	B.Sc. (Hons.) Horticulture	PCB/PCMB/PCM/Inter-Agriculture	PCB/PCM/PCA/ABC
03	B.F.Sc.	PCB/PCMB/ Inter-Agriculture	PCB/PCA/ABC
04	B.Sc. (Hons.) Forestry	PCB/PCMB/ Inter-Agriculture	PCB/PCA/ABC
05	B.Sc. (Hons.) Community Science	PCB/ PCMB/ PCM	PCB/PCM
06	Food Nutrition and Dietetics*	PCB/ PCMB/ PCM	PCB/PCM
07	B.Sc. (Hons.) Sericulture	PCB/ PCMB/ PCM	PCB/PCM
08	B. Tech. Agricultural Engineering	PCM/ PCMB	PCM
09	B. Tech. Dairy Technology	PCM/PCMB	PCM
10	B. Tech. Food Technology	PCM/PCMB	PCM
11	B. Tech. Bio- Technology	PCM/PCMB/PCB	PCM/PCB

* Subject to accreditation by National Agricultural Education Accreditation Board.

P= PHYSICS

C= CHEMISTRY

B= BIOLOGY

M= MATHEMATICS

A= AGRICULTURE

Note: As per the V Deans Committee Report, Agril. Marketing & Co-operation subject has been dropped for Admission to UG degree program through ICAR- AIEEA-UG w.e.f. the Academic Session 2017-18.

❖ Candidates must ensure that they

1. Fullfill eligibility criteria of choosing the subject combination.
2. Attemp same combination in the test which they have selected in Application form.

ANNEXURE V

List of ICAR accredited Bachelor's degree programmes and Colleges of Dr. RPCAU, Pusa

Name of University & year of Establishment	Period of Accreditation	College	Period of Accreditation	Bachelor Degree Programmes
Rajendra Agricultural University, Pusa, Samastipur (Bihar) (1978)	Five years w.e.f. 28.03.2016 to 27.03.2021	College of Home Science, Pusa	Five years w.e.f. 28.03.2016 to 27.03.2021	B.Sc. (Home Science)
		Faculty of Basic Sciences and Humanities, Pusa	Five years w.e.f. 28.03.2016 to 27.03.2021	B. Tech. (Biotechnology)

NUMERIC CODES FOR CLASS XII SCHOOL EDUCATION BOARDS/COUNCIL

S.No.	Education Boards/Council	Code
1.	Andhra Pradesh Board of Intermediate Education	01
2.	Assam Higher Secondary Education Council	02
3.	Bihar Intermediate Education Council	03
4.	Central Board of Secondary Education	04
5.	Chhattisgarh Madhyamik Shiksha Mandal	05
6.	Council for the Indian School Certificate Examinations	06
7.	Goa Board of Secondary and Higher Secondary Education	07
8.	Gujarat Secondary Education Board	08
9.	Haryana Board of School Education	09
10.	H.P. Board of School Education	10
11.	J&K State Board of School Education	11
12.	Jharkhand Academic Council	12
13.	Karnataka Board of School Education	13
14.	Kerala Board of Public Examinations	14
15.	Madhya Pradesh Board of Secondary Education	15
16.	Maharashtra State Board of Secondary and Higher Secondary Education	16
17.	Manipur Council of Higher Secondary Education	17
18.	Meghalaya Board of Secondary Education	18
19.	Mizoram Board of School Education	19
20.	Nagaland Board of School Education	20
21.	Orissa Council of Higher Secondary Education	21
22.	Punjab School Education Board	22
23.	Rajasthan Board of Secondary Education	23
24.	Tamil Nadu Board of Higher Secondary Education	24
25.	Tripura Board of Secondary Education	25
26.	U.P. Board of High School & Intermediate Education	26
27.	Uttarakhand Board of High School & Intermediate Education	27
28.	West Bengal Council of Higher Secondary Education	28
29.	National Open School	29
30.	Other Boards (Not specified above)	30
31.	Telangana Board of Secondary Education	31

Processing charges & Goods and Service Taxes (GST) and Procedure for Payment of Fee

Mode of Payment of Fee/ Service Provider and Service/Processing charges & GST

After completing Step-3 of Online Application Form, candidates may remit the examination fee (Step -4) by choosing the following options:

Online Mode i.e. Debit/ Credit card, Net Banking and Unified Payment Interface (UPI) in ICICI Bank or HDFC Bank or Syndicate Bank:

- Check the validity of the Debit/ Credit Card and keep it ready with you while logging on to website for submitting application form. Candidate should enter the information asked for and make payment through Debit/ Credit Card.
- Through Net Banking, check the balance in your account and keep all credentials ready with you while logging on to website for submitting application form. Candidate should Login with his/her credentials of net banking and make payment through Net Banking.

Please select any Mode of Payment/Service Provider (Service/Processing charges per transaction & GST (applicable @ 18 %) to be paid by the candidate):

S. No.	Mode of Payment	HDFC BANK		SYNDICATE BANK		STATE BANK OF INDIA	
1	Net Banking	HDFC	NIL Charge	Syndicate Bank	NIL Charge	SBI	Rs 5.00+GST
		Other Banks	4.00 + GST	Other Banks	4.00 + GST	Other Banks	
2	All Debit Card	HDFC or Other Banks	Nil Charge	Syndicate Bank or Other Banks	Nil Charge	Nil	
3	Credit Card	Domestic	0.40% of Fee + GST	Domestic	0.40% of Fee + GST	Domestic	0.80% of Fee+GST (Minimum Rs 11/-)
		International	2.35% OF Fee+ GST	International	2.35% of Fee+ GST	International	3.50% of Fee+GST (Minimum Rs 11/-)
4	Unified Payment Interface (UPI)	Nil Charge		Nil Charge		Nil	
		PAY USING HDFC		PAY USING SYNDICATE		PAY USING SBI	

Note: In case, the fee payment status is not 'OK' the candidates are advised as following:-

- (i) If the fee is paid through credit/debit card and status is not OK, it means the transaction is cancelled. Therefore, such candidates have to pay the fee once again and ensure the OK fee status.
- (ii) For cancelled transactions, the amount will, automatically, be refunded by the concerned Bank to concerned credit/debit card within **15 days of last date of submission of Application Form.**

Helpdesk: For any transaction related queries/ inquiry, please contact at:

(a) If Paying using HDFC Bank:

Level	Name	Email ID	Contact Number
1	Vikram Singh	--	09799810080
2	Shri Ripon Bhattacharjee	ripon.bhattacharjee@hdfcbank.com	09625031697
3	Shri Achin Lamba	achin.lamba@hdfcbank.com	09625048643

(b) If Paying using Syndicate Bank:

Level	Name	Email ID	Contact Number
1	Helpdesk	pgsupport@billdesk.com	0120 2400850/ 01202400851 9971262371
2	Complaint Management Services	ro.noida@syndicatebank.co.in	(0120) 2400853/ 09412770540
3	Customer Care	roit.noida@syndicatebank.co.in	9971262371
4	Through SMS	roit.noida@syndicatebank.co.in	

(c) If Paying using SBI Bank:

Level	Name	Email ID	Contact Number
1	Helpdesk	Dgmcs.cc@sbi.co.in	18004253800
2	Helpdesk	Sbi.05222@sbi.co.in	08026599990
3	Customer Care	Agmcustomer.lhodel@sbi.co.in	1800112211
4	Through SMS	UNHAPPY(addtext)	8008202020

COMMON SERVICES CENTRES/FACILITATION CENTRES

Candidates, who are not well conversant to submit the online application due to various constraints, can use the services of Common Services Centre, Ministry of Electronics and Information Technology, Government of India under the Digital India initiatives of Hon'ble Prime Minister. The Common Services Centre (CSC) scheme is a part of the ambitious national e-Governance Plan (NeGP) of Government of India and is managed at each village panchayat level by a Village level Entrepreneur (VLE)



There are more than 1.5 lakhs Common Services Centres (CSC) across the country which will provide the desired support to candidates from urban as well as rural areas in online submission of Application Form and payment of fee through e-wallet. The list of the Common Services Centre is available on website: www.csc.gov.in.

The Common Services Centre will be providing following services on the rates indicated against each:

S. No.	Services	Service Charges per transaction (GST applicable @ 18%)
1	Preparing e-mail, Submission of Application form & Printout till Fee Payment (Including uploading of Scanned Images)	Rs 25/-+GST
2	Uploading of Scanned Images only	Rs 10/-+GST
3	On line payment of Fee	Rs 0.5% of Fee +GST
4	Downloading of Admit Card/ OMR Answer Sheet/Answer Key	Rs 10+GST
5	Online claim for Responses/ Answer Key	Rs 25+GST
6	Printout per page	Rs 5+GST

Note: To know nearest Common Services Centre, please open link - <http://gis.csc.gov.in/locator/csc.aspx>

Replica of ICAR AIEEA (UG) 2020 Application Form


**Indian Council of Agricultural Research (AIEEA)
(UG)-2020**
 ICAR'S All India Entrance Examination for Admission
 

Home

NEW CANDIDATE REGISTRATION

Steps to apply online

- [Apply for Online Registration](#)
- [Fill Online Application Form](#)
- [Upload Scanned Photo & Signature](#)
- [Pay Examination Fee](#)

Application Form : AIEEA (UG)-2020

NEW REGISTRATION


ONLY REGISTERED CANDIDATES SIGN IN

Application Form : AIEEA (UG)-2020

Application No :

Password :

Enter Security Pin :

Security Pin : J7J923 

SIGN IN

[Forgot Password ?](#) [Forgot Application No ?](#)

Disclaimer: This site is designed and hosted by NIC eCounseling division and the contents are provided by NTA. For any further information, please contact to NTA. (Ver 1.0.136.2.0)

ONLY REGISTERED CANDIDATES SIGN IN

Application Form : AIEEA (UG)-2020

Application No :

Password :

Enter Security Pin :

Security Pin : U71031 

SIGN IN

[Forgot Password ?](#) [Forgot Application No ?](#)

Registration
➔
Application Form
➔
Image Upload
➔
Fee Payment

Instructions and Procedure for online submission of Application Form

Download Information Bulletin

- Please read the instructions, procedure and information Bulletin carefully before you start filling the Application Form.
- Candidate can apply for AIEEA (UG)-2020 "Online" only through official website.
- Please ensure your eligibility as per the criteria laid down for AIEEA (UG)-2020.
- Examination Fees**
The fee for AIEEA (UG)-2020 is as follows:

EXAMINATION FEE DETAIL		
Apply for	General/Unreserved, Other Backward Classes (OBC) (NCL) & UPSC/ EWS	SC/ST/PwD/ Transgender
Fee payable for AIEEA (UG)-2020	Rs. 750/-	Rs. 375/-

Service Charges & Service Taxes (as applicable) will be charged extra by the Bank

- The fee is to be submitted through Net Banking/Debit/Credit Card/UPI facility.
- Application Procedure: Steps to be followed to apply online**
 - Step 1:** Register for Online Application Form and download system generated Application Number. The candidate should verify all the details while filling the Online Application Form and when received in email PASSWORD and choose Security Question and answer to/for Answer. After successful submission of the personal details, Application Number will be generated and it will be used to complete the remaining Steps of the Application Form and will also be required for all future communications. For a candidate login, candidate will be able to login directly with the respective system generated Application Number and created Password.
 - Step 2:** Complete the Application Form: Candidate can login with the system generated Application Number and created Password for completing the Application Form.
 - Step 3:** Upload Scanned Images of Candidate Photograph, Signature and Thumb Impression (Index - Left, Middle - Right):
 1. Scanned photograph and signature should be in JPG/JPEG format.
 2. Size of scanned photograph should be between 10 kb to 200 kb.
 3. Size of scanned signature should be between 4 kb to 50 kb.
 4. Size of scanned thumb should be between 3 kb to 50 kb.
 5. Color photograph with white background.
 6. Signature in blue/black ink on white paper.

Note: Upload the correct Photograph, Signature and Thumb Impression as the facility for correction in images will not be given.
 - Step 4:** Pay Examination Fee using Net Banking/Debit/Credit Card/UPI:

Payment by Debit/Credit Card/Net Banking: The candidate has to select Debit/Credit Card/Net Banking option to pay the Application fee and follow the online transaction to complete the payment of fee. After successful payment, candidate will be able to view the Confirmation Page. To view the Confirmation Page is not generated after payment of fee then the transaction is cancelled and money will be refunded to the candidate's account. However, the candidate has to make another transaction, to view the Confirmation Page is not generated.
- Important Instructions about PASSWORD**
During registration, candidate will be required to choose PASSWORD and Security Question and as Answer. Candidate is advised to remember to/for password for all future login.
The Password must be as per the following Password policy:
 1. Password must be 8 to 12 character long.
 2. Password must have at least one special character.
 3. Password must have at least one numeric character.
 4. Password must have at least one non-numeric value.
 5. Password must have at least one special character eg. @, \$, %, ^, & etc.

For a candidate login, candidate will be able to login directly with to/for respective system generated Application Number and the chosen Password.
Candidate is advised not to disclose or share to/for password with anybody. Neither NTA nor IIC will be responsible for a loss or misuse of the password of a candidate.
Candidate can change to/for password after login / logout.
Candidate should remember to log out at the end of to/for session so that the activities of the candidate cannot be monitored or modified by unauthorized persons.
- How to reset your Password:** The following options are available to reset Password:
 1. Using Security Question & as Answer you choose during form filling.
 2. Using a verification code sent via text message (SMS) to your Registered Mobile No.
 3. Using a reset link sent via email to your Registered Email address.
- The Application Number printed on the system generated Confirmation Page must be mentioned in all such communications. It is the responsibility of candidate to save down the Application Number printed on the Confirmation Page.

NOTE: Please fill the Application Form carefully as the facility for Correction will not be given.

☐ I have downloaded Information Bulletin, read and understand all the instructions.

Click here to Proceed

Home

Registration
Application Form
Image Upload
Fee Payment

Personal Details

Candidate's Name :
Father's Name :
Mother's Name :
Candidate's Date of Birth:
Type of Identification :
Identification Number:
Gender :

Permanent Address

Address:
Locality(Optional):
City/Town/Village:
Country:
State:
District:
Pin Code:
STD code with Telephone No (Optional):
Email Address:
Mobile Number:

Choose Password

Password:
Confirm Password:
Security Question:
Security Answer:

Security Pin

Enter security pin (case sensitive) :
Security Pin :

SUBMIT

Disclaimer: This site is designed and hosted by NIC eCounselling division and the contents are provided by NTA. For any further information, please contact to NTA. (Ver 1.0.136.2.0)

Home

Review Page - Online Registration Form

Review the following particulars carefully. If you would like to change any particulars entered, you may do so by pressing 'EDIT REGISTRATION FORM' button or press 'FINAL SUBMIT' button for final submission.

Personal Details

Candidate's Name: JAYENTA
Father's Name: PREETEK
Mother's Name: PRIYA
Candidate's Date of Birth: 15-01-1991
Type of Identification: PAN Card
Gender: Male
PAN Card: 123123121

Permanent Address

Address: dsgsdg
Locality(Optional): dgsd
City/Town/Village: sfgs
Country: India
State: ASSM
District: BONGAIGAIN
Pin Code: 7881
Email Address: jayd
Mobile Number: 91 - 9837005171

Account Details

Security Question: What is your neighbour's pet name ?
Security Answer: (Not shown due to security reasons)
Password: (Not shown due to security reasons)

Particulars checklist to be verified

Kindly verify all the particulars listed below carefully. Once submitted Registration Form finally, changes can not be made.
☐ My Name
☐ Father Name
☐ Mother Name
☐ Date of Birth
☐ Gender
☐ Address
☐ Mobile Number
☐ Email ID

Declaration

I hereby declare that all the particulars given by me in this form are true to the best of my knowledge and belief and any mistake / misinformation, detected at the time of admission or at any stage in future, will result in the cancellation of admission/candidature. I have read the information bulletin and understood all the procedures. In case I furnish any false information, my result will not be declared/ my candidature will automatically stand cancelled. I shall abide by terms and conditions therein.
☐ I Agree

EDIT REGISTRATION FORM
FINAL SUBMIT

Disclaimer: This site is designed and hosted by NIC eCounselling division and the contents are provided by NTA. For any further information, please contact to NTA. (Ver 1.0.136.2.0)

Home

Review Page - Online Registration Form

Review the following particulars carefully. If you would like to change any particulars entered, you may do so by pressing "EDIT REGISTRATION FORM" button or press "FINAL SUBMIT" button for final submission.

Personal Details

Candidate's Name: JAYENTA
Mother's Name: PRIYA
Type of Identification: PAN Card
PAN Card: 123123121

Father's Name: PREETEK
Candidate's Date of Birth: 15-01-1991
Gender: Male

Permanent Address

Address: dgsdgs
City/Town/Village: sdgsd
State: ASSAM
Pin Code: 788010
Email Address: jay@gmail.com

Locality(Optional): dgsd
Country: India
District: BONGAIGAON
STD code with Telephone No(Optional): --
Mobile Number: 91 - 8637006171

Account Details

Security Question: What is your neighbour's pet name ?
Security Answer: (Not shown due to security reasons)
Password: (Not shown due to security reasons)

Particulars checklist to be verified

Kindly verify all the particulars listed below carefully. Once submitted Registration Form finally, changes can not be made.

☐ My Name ☐ Father Name ☐ Mother Name ☐ Date of Birth ☐ Gender ☐ Address
☐ Mobile Number ☐ Email ID

Declaration

I hereby declare that all the particulars given by me in this form are true to the best of my knowledge and belief and any mistake / misinformation, detected at the time of admission or at any stage in future, will result in the cancellation of admission/candidature. I have read the information bulletin and understood all the procedures. In case I furnish any false information, my result will not be declared/ my candidature will automatically stand cancelled. I shall abide by terms and conditions therein.

☐ I Agree ☒ I Agree

[EDIT REGISTRATION FORM](#) [FINAL SUBMIT](#)

Disclaimer: This site is designed and hosted by NIC eCounselling division and the contents are provided by NTA. For any further information, please contact to NTA. (Ver 1.0.136.2.0)

Home

Change Password

Register Query

Logout

Welcome, Jayenta Application No: 2010 1000 0024

Registration ☒ Application Form ☒ Image Upload ☐ Fee Payment ☐

Application Progress Status

Step 1 View Registration Form
Step 2 Complete Application
Step 3 Upload Images
Step 4 Pay Examination Fee

Verify Mobile No. & Email Id

Verify Mobile Number
Verify Email Id

Please verify Mobile No. & Email Id to receive Confirmation Page/ Admit Card / Other important information from NTA.

Application Status

Registration Form	Complete
Application Form	Incomplete
Image Upload	Incomplete
Application Fee Payment	Incomplete

You have completed Registration Form. Please note down the Application Number for future references.

Application Number: 2010 1000 0024

Fill the Application Form by clicking on button as shown below.

[Complete Application Form](#)

Disclaimer: This site is designed and hosted by NIC eCounselling division and the contents are provided by NTA. For any further information, please contact to NTA. (Ver 1.0.136.2.0)

Government of India
Ministry of Human Resource Development

Indian Council of Agricultural Research (AIEEA)
(UG-2020)
ICAR'S All India Entrance Examination for Admission

NATIONAL TESTING AGENCY
एनटीए

Review Page - Online Registration Form

Review the following particulars carefully. If you would like to change any particulars entered, you may do so by pressing 'EDIT REGISTRATION FORM' button or press 'FINAL SUBMIT' button for final submission.

Personal Details

Candidate's Name: JAYENTA
Mother's Name: PRIYA
Type of Identification: PAN Card
PAN Card: 123123121

Permanent Address

Address: dgsdg
City/Town/Village: sdsgs
State: ASSAM
Pin Code: 788010
Email Address: jay@gmail.com

Account Details

Security Question: What is your neighbour's pet name ?
Security Answer: (Not shown due to security reasons)
Password: (Not shown due to security reasons)

Particulars checklist to be verified

Kindly verify all the particulars listed below carefully. Once submitted Registration Form finally, changes can not be made.

☒ My Name
 ☒ Father Name
 ☒ Mother Name
 ☒ Date of Birth
 ☒ Gender
 ☒ Address
☒ Mobile Number
 ☒ Email ID

Declaration

I hereby declare that all the particulars given by me in this form are true to the best of my knowledge and belief and any mistake / misinformation, detected at the time of admission or at any stage in future, will result in the cancellation of admission/candidature. I have read the information bulletin and understood all the procedures. In case I furnish any false information, my result will not be declared/ my candidature will automatically stand cancelled. I shall abide by terms and conditions therein.

☒ I Agree

Father's Name: PREETEK
Candidate's Date of Birth: 15-01-1991
Gender: Male

Locality(Optional): dgsd
Country: India
District: BONGAIGADON
(Optional): --
Mobile Number : 91 - 9837006171

Do you wish to submit Registration Form finally ?

YES NO

[EDIT REGISTRATION FORM](#)
[FINAL SUBMIT](#)

Disclaimer: This site is designed and hosted by NIC eCounselling division and the contents are provided by NTA. For any further information, please contact to NTA. (Ver 1.0.136.2.0)

Government of India
Ministry of Human Resource Development

Indian Council of Agricultural Research (AIEEA)
(UG-2020)
ICAR'S All India Entrance Examination for Admission

NATIONAL TESTING AGENCY
एनटीए

Registration Page

Registration Page - Online Registration Form

Application No: 2020 0000 0034

Home

Change Password

Register/Query

Logout

Mobile No: 9876543210

Application No: 2020 0000 0034

Registration ✔

Application Form ●

Image Upload

Fee Payment

Personal Details

Candidate's Name: JAYENTA

Candidate's Date of Birth: 15-01-1991

Gender: Male

Mother's Name: PREETEK

Mother's Name: PREETEK

Neighbour's Pet Name: --Select--

Security Question: --Select--

Security Answer: --Select--

Country: --Select--

Do you belong to under privileged category (SC/ST)?

If you are a PwD Candidate, do you have Internet disability (40% or more / "Severe") which is not defined?

Place of Residence: --Select--

Type of Residence: --Select--

Application

Apply for: AIEEA (UG-2020)

Page Setup Class Studied at 10th Standard or less: --Select--

Subject to be entered in exam:

1st Choice for Exam Day: --Select--

2nd Choice for Exam Day: --Select--

3rd Choice for Exam Day: --Select--

4th Choice for Exam Day: --Select--

Medium of Question: --Select--

University / Institute Information

Qualification	Pass Status	Course/Stream Name	Type of School/Institution	Name of the University/Board	Year of Passing/Applying	Result Mode	Marks Secured	Grade	University Name & Address
B.A. in Economics	Select	Select	Select	Select	Select	Select			
B.A. in Economics	Select	Select	Select	Select	Select	Select			

Other Details

Mobile Number: --Select--


Security Pin

Enter security pin (8 characters):


Security Pin: 1DC826

SUBMIT

Disclaimer: This site is designed and hosted by NIC eCounselling division and the contents are provided by NTA. For any further information, please contact to NTA. (Ver 1.0.136.2.0)



Indian Council of Agricultural Research (AIEEA)
 (UG-2020)
 ICAR'S All India Entrance Examination for Admission



[Home](#)
[Change Password](#)
[Register/Query](#)
[Logout](#)

Welcome, Jayanta
 Application No.: 2020 1000 0034

Review Page - Online Application Form

Review the following particulars carefully. If you would like to change any particulars entered, you may do so by pressing 'EDIT APPLICATION FORM DATA' button or press 'FINAL SUBMIT' button for final submission.

Personal Details

Candidate's Name: JAYANTA
 Date of Birth: 13-04-1993
 Gender: Male
 Father's Name: PRADEEP
 Mother's Name: PRIYA
 Domestic: ABUJAACHAL PRABHSHI
 Category: SC
 Do you belong to Under Privileged States/UT (UPSD): No
 If you are a PwD Candidate, do you have benchmark disability (40% or more / 'Severe') which is recognized as per defined? No
 Place of Residence: City
 Nationality: Indian
 Type of Institute: Government

Applicant

Apply for: AIEEA (UG)-2020
 Paper Subjects Group Selected as per Standard or Examinations: Mathematics
 Subjects to be attempted in exam: PCM
 (as Check for Item Key: PGM, BBAIR, ANDHARA AND NAGALAND STATES)

Review Page II

Please review the following information carefully. If you would like to change any information entered, you may do so by pressing 'EDIT APPLICATION FORM DATA' button or press 'FINAL SUBMIT' button for final submission.

Institute / Academic Qualification

Qualification	Paid Status	Course/Stream Name	Type of School/Institution	Name of the University / Board	Year of Passing/Approving	Result Mode	Marks Detail	Roll No.	Institute Name & Address
10th or equivalent	Paid	10th	Urban	ALGAMBI INDIAN UNIVERSITY, ALGAMBI	2010	Percentage	Obtained Marks : 400 Total Marks : 500 Marks (%) : 72.75	4412	Alagamba
12th or equivalent	Paid	Class 12th	Urban	A BOARD OF GENERAL CERTIFICATE OF EDUCATION, CAMBODIJA UNIVERSITY (JCB)	2013	Percentage	Obtained Marks : 330 Total Marks : 500 Marks (%) : 70	4346	Indira

Other Details

Visible Marks on body : 000000

Information available to be revised

Only verify all the particulars listed below carefully. Once submitted Application form finally changes can not be made.

☐ My Name
 ☐ Father's Name
 ☐ Mother's Name
 ☐ Date of Birth
 ☐ Gender
 ☐ Category

☐ Foreign mark Disability (PwD)
 ☐ Examination Date
 ☐ Educational Details

Declaration

I hereby declare that all the particulars given by me in this form are true to the best of my knowledge and belief and any misvalue / misinformation, disclosed at the time of admission or at any stage in future, will result in the cancellation of admission/candidature. I have read the information bulletin and understand and accept all the procedures. In case I furnish any false information, my result will not be declared/ my candidature will automatically be cancelled. I shall abide by terms and conditions therein.

☐ I Agree

EDIT APPLICATION FORM DATA
 FINAL SUBMIT

Disclaimer: This page designed and hosted by NIC@Central Board and its contents are provided by NTA. For any further information, please contact NTA. (Ver: 1.0.124.2.0)

Welcome, Jayanta

Application No: 2020 2000 0034

Review Page - Online Application Form

Review the following particulars carefully. If you would like to change any particulars reviewed, you may do so by pressing "EDIT APPLICATION FORM DATA" button or press "FINAL SUBMIT" button for final submission.

Personal Details

Candidate's Name: JAYANTA
Date of Birth: 13-09-1999
Gender: Male
Father's Name: PRADIP K
Mother's Name: PRIYANKA
Domicile: ARUNACHAL PRADESH
Category: SC

Do you belong to Under Privileged Status (UPDS)? Yes

If you are a UPD Candidate, do you have Scholarship (40% or more / "Stipend" where scholarship is not defined)? No

Place of Residence: City

State/Province: India

Type of Institute: Government

Academic

Apply for: AIEEA (UG)-2020

Major Subjects Class Studied at 12th Standard or its equivalent: Mathematics

Subjects to be assessed in exam: PCM

1st Choice for Exam City: PORT BLAIR (ANDAMAN AND NICOBAR ISLANDS)

2nd Choice for Exam City: ANANTAPUR (ANDHRA PRADESH)

3rd Choice for Exam City: CHITTODUR (ANDHRA PRADESH)

4th Choice for Exam City: ALURGANJ (MAHARASHTRA)

Medium of Question: English

Details of Academic Qualification

Qualification	Date Status	Course/Stream Name	Type of School/Institution	Name of the University/Board	Year of Passing/appearing	Result Mode	Marks Detail	Roll No.	Institution Name & Address
10th or equivalent	Passed	10th	Urban	ALLAH MUHAMMAD UNIVERSITY, ALLAHABAD	2015	Percentage	Obtained Marks: 400 Total Marks: 550 Marks (%) : 72.73	4412	delhaga
12th or equivalent	Passed	Class 12th	Urban	A BOARD OF GENERAL CERTIFICATE OF EDUCATION, CAMBRIDGE UNIVERSITY (CCE)	2015	Percentage	Obtained Marks: 330 Total Marks: 500 Marks (%) : 70	4346	hahdh

Other Details

Valid Signature: kady spgdel

Declaration about to be signed

Only verify all the particulars listed below carefully. Once submitted Application form finally, the request can not be made.

- ☒ My Name
 ☒ Father's Name
 ☒ Mother's Name
 ☒ Date of Birth
 ☒ Gender
 ☒ Category
☒ Foreign Birth Certificate (FBC)
 ☒ Examination City
 ☒ 10 National Details


Declaration

I hereby declare that all the particulars given by me in this form are true to the best of my knowledge and belief and any misvalue / misinformation, detected at the time of admission or at any stage in future, will result in the cancellation of admission/candidature. I have read the information bulletin and understand all the procedures. In case I furnish any false information, my result will not be declared/ my candidature will automatically stand cancelled. I shall abide by terms and conditions therein.

☒ I Agree

EDIT APPLICATION FORM DATA


FINAL SUBMIT



Indian Council of Agricultural Research (AIEEA)

(UG-2020)

ICAR'S All India Entrance Examination for Admission



Home

Change Password

Register/Query

Logout

Welcome Jayanta

Application No. 2010 1000 0024

Review Page - Online Application Form

Review the following particulars carefully. If you would like to change any particulars entered, you may do so by pressing **EDIT APPLICATION FORM DATA** button or press **FINAL SUBMIT** button for final submission.

Personal Details

Candidate's Name: JAYANTA

Date of Birth: 13-03-1998

Gender: Male

Mobile No: 9881878

Mobile No: 9881878

Category: SC

Do you declare as OBC? (If selected, State of (SC/ST) is: No)

If you are a PwD Candidate, do you have Internet/Broadband (40% or more) / Device? where internet is not defined? is: No

Place of Residence: City

State/Province: India

Type of Institute: Government

Apply For

Apply For: AIEEA (UG)-2020

Major Subjects Class Studied at Last Standard or Equivalent: Mathematics

Subject to be studied in exam: PCM

Examination Exam City: PORT BLAIR (ANDAMAN AND NICOBAR ISLANDS)

Confirm It

Do you wish to submit Application form finally?

YES

NO

Undergraduate Qualification

Qualification	Pass Status	Course/Stream Name	Type of School/Institution	Name of the University / Board	Year of Passing/Equivalent	Result Mode	Result Detail	Roll No.	Last Given Name & Address
10th or equivalent	Passed	10th	Urban	ALLAPUR PUBLIC UNIVERSITY, ALLAPUR	2018	Percentage	Obtained Marks : 400 Total Marks : 500 Marks (%) : 80.00	4441	dayalga
12th or equivalent	Passed	Class 12th	Urban	A BEEV OF CENTRAL BOARD OF EDUCATION, CAMPBELL UNIVERSITY (JORE)	2019	Percentage	Obtained Marks : 330 Total Marks : 500 Marks (%) : 66.00	4346	dayalga

Other Details

Valid Marks are being updated

Declaration to be submitted

I hereby declare that all the particulars given by me in this form are true to the best of my knowledge and belief and any misstatement / misrepresentation, detected at the time of admission or at any stage in future, will result in the cancellation of admission/candidature. I have read the information bulletin and understand all the procedures. In case I furnish any false information, my result will not be declared and my candidature will automatically stand cancelled. I shall abide by terms and conditions therein.


YES

NO

EDIT APPLICATION FORM DATA

FINAL SUBMIT


Disclaimer: Pages displayed and listed by NTA are subject to change and the same are provided by NTA. For any further information, please contact NTA (011-26104202)



Indian Council of Agricultural Research (AIEEA)

(UG-2020)

ICAR'S All India Entrance Examination for Admission



Home

Change Password

Register/Query

Logout

Welcome JAYANTA

Application No. 2010 1000 0024

Registration

Application Form

Image Upload

Fee Payment

Application Progress Status

Step 1: View Registration Form

Step 2: View Application Form

Step 3: Upload Images

Step 4: Fee Submission Fee

Verify Mobile No. & Email Id

Verify Mobile Number

Verify Email Id

Please verify Mobile No. & Email Id to receive Confirmation Page/ Admit Card / Other Important Information from NTA.

Application Status

Registration Form	Complete
Application Form	Complete
Image Upload	Incomplete
Application Fee Payment	Incomplete

You have completed step 2 of Online Application Form.

If you want to edit filled Application Form then click 'Edit Application Form' button shown below. Otherwise proceed for uploading of scanned images by clicking 'Upload Images' button to complete step 3.

Application Number: 2010 1000 0024

Edit Application Form

Upload Images

Disclaimer: Pages displayed and listed by NTA are subject to change and the same are provided by NTA. For any further information, please contact NTA (011-26104202)

46

Welcome JNTUERA Application No: 2020 1000 0024

Registration Application Form Image Upload Fee Payment

Upload Document Photo

Please upload the following scanned files carefully in JPG format only.

1. Photograph: Size: max 300x400px 10 KB up 200 KB.
2. Photo Impression: Size: max 300x400px 2 KB up 20 KB.
3. Signature: Size: max 300x400px 4 KB up 20 KB.

Note: The authentication of uploaded documents to be covered by the Applicant themselves. (Unchecked/ Blurred photograph/ signature may lead to cancellation of Application form)

S.N	Type of File	Preview	Display
1	Photograph	Blank No file selected.	
2	Photo Impression	Blank No file selected.	
3	Signature	Blank No file selected.	

Select File

Enter Security Pin (case sensitive): Security Pin: SM7N7

☐ I have verified uploaded images carefully.

UPLOAD

Disclaimer: Photos are scanned and hosted by NTA's Scanning Device and the documents are hosted by NTA. For any further information, please contact NTA. (011-2610024)

Welcome JNTUERA Application No: 2020 1000 0024




Registration Application Form Image Upload Fee Payment

Upload Document Photo

Please upload the following scanned files carefully in JPG format only.

1. Photograph: Size: max 300x400px 10 KB up 200 KB.
2. Photo Impression: Size: max 300x400px 2 KB up 20 KB.
3. Signature: Size: max 300x400px 4 KB up 20 KB.

Note: The authentication of uploaded documents to be covered by the Applicant themselves. (Unchecked/ Blurred photograph/ signature may lead to cancellation of Application form)

S.N	Type of File	Preview	Display
1	Photograph	Blank 254x275.jpg	
2	Photo Impression	Blank 192x10000000_2.jpg	
3	Signature	Blank 200x400_CD (010031479271).jpg	

Select File

Enter Security Pin (case sensitive): Security Pin: SM7N7

☒ I have verified uploaded images carefully.

UPLOAD

Disclaimer: Photos are scanned and hosted by NTA's Scanning Device and the documents are hosted by NTA. For any further information, please contact NTA. (011-2610024)

Government of India
Ministry of Human Resource Development

Indian Council of Agricultural Research (AIEEA)
(UG)-2020
ICAR'S All India Entrance Examination for Admission

NATIONAL TESTING AGENCY
Established by Assessment

[Home](#)
[Change Password](#)
[Register Query](#)
[Logout](#)

Welcome : JAYENTA
Application No : 2010 1000 0024

Registration ✔
Application Form ✔
Image Upload ✔
Fee Payment ✔

Upload Document Now

Please upload the following Scanned files carefully in JPG format only.

- 1. Photograph: Size must be between 10 KB to 200 KB.
- 2. Thumb Impression: Size must be between 2 KB to 25 KB.
- 3. Signature: Size must be between 4 KB to 25 KB.

Note: The authentication of uploaded documents to be owned by the Applicant themselves. (Unaltered/ Stamped photograph/ Signature may lead to cancellation of Application form)

S.N	Type of file	Preview	Display
1	Photograph	<div style="border: 1px solid #ccc; padding: 5px; text-align: center;">Image: 214327.jpg</div>	
2	Thumb Impression	<div style="border: 1px solid #ccc; padding: 5px; text-align: center;">Image: 192210000073.jpg</div>	
3	Signature	<div style="border: 1px solid #ccc; padding: 5px; text-align: center;">Image: 200422000000000000.jpg</div>	

Security Pin

Enter Security Pin (same as entered):

Security Pin:

☒ I have verified uploaded images carefully.

UPLOAD

Disclaimer: This site is designed and hosted by NIC eCounselling division and the contents are provided by NTA. For any further information, please contact to NTA. (Ver 1.0.136.2.0)

Government of India
Ministry of Human Resource Development

Indian Council of Agricultural Research (AIEEA)
(UG)-2020
ICAR'S All India Entrance Examination for Admission

NATIONAL TESTING AGENCY
Established by Assessment

[Home](#)
[Change Password](#)
[Register Query](#)
[Logout](#)

Welcome : JAYENTA
Application No : 2010 1000 0024

Registration ✔
Application Form ✔
Image Upload ✔
Fee Payment ✔

Application Progress Status

- Step 1 [View Registration Form](#)
- Step 2 [View Application Form](#)
- Step 3 [View Uploaded Images](#)
- Step 4 [Pay Examination Fee](#)

Verify Mobile No. & Email Id

✖

✖

Please verify Mobile No. & Email Id to receive Confirmation Page/ Admit Card / Other important information from NTA.

Application Status

Application Status	
Registration Form	Complete
Application Form	Complete
Image Upload	Complete
Application Fee Payment	Incomplete

You have completed step 3 of Application Form for Indian Council of Agricultural Research (AIEEA (UG)-2020) ICAR'S All India Entrance Examination for Admission.

The processing of application form will be completed only after the payment of fee. After payment of Fee, you will not be able to edit the filled Application Form data.

You are required to pay the fee Rs. 375/-.

Application Number: 2010 1000 0024

Edit Application Form

Edit Uploaded Images

Pay Examination Fee Rs. 375 /-

Disclaimer: This site is designed and hosted by NIC eCounselling division and the contents are provided by NTA. For any further information, please contact to NTA. (Ver 1.0.136.2.0)

Welcome : JAYENTA Application No : 2010 1000 0024

Registration ☒ Application Form ☒ Image Upload ☒ Fee Payment ☐

Mode of Payment

Activity : Examination Fee Payment

Select Mode of Payment

☐ Online Payment

PROCEED FOR PAYMENT

Note: Examination Fee can be deposited through Debit/Credit Card/Net Banking/Paytm Services

Disclaimer: This site is designed and hosted by NIC eCounselling division and the contents are provided by NTA. For any further information, please contact to NTA. (Ver 1.0.136.2.0)

Indian Council of Agricultural Research
AIEEA (UG) 2020

CANDIDATE DETAILS

Candidate Name	JAYENTA	Fee Amount	375/-
Application Number	201010000024	Customer Id	20101000002401901
Date of Birth	15-01-1991		

EXAMINATION FEE PAYMENT

Select Payment Provider:

☐ SBI MOPS (Net Banking/Credit Card/Debit Card of any bank or through SBI e-Challan)

☐ Syndicate Bank Payment Gateway (Any Debit Card/Credit Card/Net Banking of any bank)

☐ HDFC Bank Payment Gateway (Any Debit/Credit Card/Net Banking of any bank)

PROCEED FOR PAYMENT

Click here to [Cancel](#) this Transaction.

Disclaimer: This site is designed and hosted by NIC and the contents are provided by NTA. For any further information, please contact NTA.



STATE BANK MULTI OPTION PAYMENT SYSTEM

Please Select Appropriate Card Type To Avoid Failures (C-Credit Card Options/D For Debit Card)

Net Banking

SBI

Bank Charges:

Click Here

Other Banks

Bank Charges: 5.9

Click Here

Card Payments

State Bank Debit Cards

Bank Charges: 0.0

Click Here

Other Bank Debit Cards

Bank Charges: 0.0

Click Here

Credit Cards

Bank Charges: 14.0

Click Here

Other Payments Modes

SBI Branch

Bank Charges: 0.0

Click Here

UPI

Bank Charges: 0.0

Click Here

Cancel

National Testing Agency (NTA)
Procedure to be adopted for compilation of NTA scores for multi session Papers
(Normalization procedure based on PERCENTILE SCORE)

NTA will be conducting examinations on multiple dates, generally in two sessions per day. The candidates will be given different sets of questions per session and it is quite possible that in spite of all efforts of maintaining equivalence among various question papers, the difficulty level of these question papers administered in different sessions may not be exactly the same. Some of the candidates may end up attempting a relatively tougher set of questions when compared to other sets. The candidates who attempt the comparatively tougher examination are likely to get lower marks as compared to those who attempt the easier one. In order to overcome such a situation, “**Normalization procedure based on Percentile Score**” will be used for ensuring that candidates are neither benefitted nor disadvantaged due to the difficulty level of the examination. With the objective of ensuring that a candidate’s true merit is identified, and that a level playing field is created in the above context, the Normalization Procedure, set out below shall be adopted, for compiling the NTA scores for multi session papers.

The process of Normalization is an established practice for comparing candidate scores across multi session papers and is similar to those being adopted in other large educational selection tests conducted in India. For normalization across sections, NTA shall use the percentile equivalence.

Percentile Scores: Percentile scores are scores based on the relative performance of all those who appear for the examination. Basically the marks obtained are transformed into a scale ranging from 100 to 0 for each session of examinees.

The Percentile Score indicates the percentage of candidates that have scored EQUAL TO OR BELOW (same or lower raw scores) that particular Percentile in that examination. Therefore the topper (highest score) of each session will get the same Percentile of 100 which is desirable. The marks obtained in between the highest and lowest scores are also converted to appropriate Percentiles.

The Percentile score will be the Normalized Score for the examination (instead of the raw marks of the candidate) and shall be used for preparation of the merit lists.

The Percentile Scores will be calculated up to 7 decimal places to avoid bunching effect and reduce ties.

The Percentile score of a Candidate is calculated as follows:

$$\frac{100 \times \text{Number of candidates appeared in the 'Session' with raw score EQUAL TO OR LESS than the candidate}}{\text{Total number of the candidates appeared in the 'Session'}}$$

Note: The Percentile of the Total shall **NOT** be an aggregate or average of the Percentile of individual subject. Percentile score is not the same as percentage of marks obtained.

Example: Suppose a test was held in 4 sessions of examinees as per details given below:-
(Allocation of Days and shifts were done randomly)

(a) Distribution of candidates were as follows:

Session-1: Day-1 Shift-1, **Session-2:** Day-1 Shift-2, **Session-3:** Day-2 Shift-1 and **Session-4:** Day-2 Shift-2

Session	Day/Shift	No of Candidates			Marks	
		Absent	Appeared	Total	Highest	Lowest
Session-1	Day-1 Shift-1	3974	28012	31986	335	-39
Session-2	Day-1 Shift-2	6189	32541	38730	346	-38
Session-3	Day-2 Shift-1	6036	41326	47362	331	-49
Session-4	Day-2 Shift-2	9074	40603	49677	332	-44
Total(Session-1 to Session-4)		25273	142482	167755	346	-49

In this method of scoring the HIGHEST RAW SCORE in each paper (irrespective of the raw scores) will be the 100 Percentile indicating that 100% of candidates have scores equal to or lesser than the highest scorer/ topper for that session.

Highest Raw Score and Percentile Score: All the highest raw scores will have normalized Percentile Score of 100 for their respective session.

Session	Total Candidates Appeared	Highest Raw Score	Candidates who scored EQUAL OR LESS THAN Highest Raw Score	Percentile Score	Remarks
Session-1	28012	335	28012	$100.0000000 \left[\frac{28012}{28012} \times 100 \right]$	i.e. all the highest raw scores would be normalized to 100 Percentile Score for their respective session.
Session -2	32541	346	32541	$100.0000000 \left[\frac{32541}{32541} \times 100 \right]$	
Session -3	41326	331	41326	$100.0000000 \left[\frac{41326}{41326} \times 100 \right]$	
Session -4	40603	332	40603	$100.0000000 \left[\frac{40603}{40603} \times 100 \right]$	

Lowest Raw Score and Percentile Score: Percentile Score of all the lowest raw scores will depend on the total number of candidates who have taken the examination for their respective session.

Session	Total Candidates Appeared	Lowest Raw Score	Candidates who scored EQUAL OR LESS THAN Lowest Raw Score	Percentile Score	Remarks
Session -1	28012	-39	1	$0.0035699 \left[\frac{1}{28012} \times 100 \right]$	i.e. Percentile Score of all the lowest raw scores are different i.e. Percentile Score depend on the total number of candidates who have taken the examination for their respective session.
Session -2	32541	-38	1	$0.0030730 \left[\frac{1}{32541} \times 100 \right]$	
Session -3	41326	-49	1	$0.0024198 \left[\frac{1}{41326} \times 100 \right]$	
Session -4	40603	-44	1	$0.0024629 \left[\frac{1}{40603} \times 100 \right]$	

The following is a further explanation of the interpretation of the raw scores and Percentile Score in Session-3 (Day-2 and Shift-1) with 41326 candidates who have taken the examination.

Candidate	Percentile Score	No of Candidates	Raw Score	Remark
A	100.0000000 $\left[\frac{41326}{41326} \times 100 \right]$	1	331	Indicates that amongst those appeared, 100% have scored either EQUAL TO OR LESS THAN the candidate A (331 raw score).
				It also indicates that no candidate has scored more than the candidate A (331 raw score).
B	90.1224411 $\left[\frac{37244}{41326} \times 100 \right]$	77	121	Indicates that amongst those appeared, 90.1224411% have scored either EQUAL TO OR LESS THAN the candidate B (121 raw score).
				It also indicates that remaining candidates have scored more than candidate B (121 raw score).
C	50.4549194 $\left[\frac{20851}{41326} \times 100 \right]$	381	41	Indicates that amongst those appeared, 50.4549194% have scored either EQUAL TO OR LESS THAN the candidate C (41 raw score).
				It also indicates that remaining those appeared have scored more than candidate C (41 raw score).
D	31.7040120 $\left[\frac{13102}{41326} \times 100 \right]$	789	25	Indicates that amongst those appeared, 31.7040120% have scored either EQUAL TO OR LESS THAN the candidate D (25 raw score).
				It also indicates that remaining candidates have scored more than candidate D (25 raw score).

E	1.1034216 [(456/41326) *100]	100	-15	Indicates that amongst those appeared, 1.1034216% have scored either EQUAL TO OR LESS THAN the candidate E (-15 raw score) It also indicates that remaining candidates have scored more than candidate E (-15 raw score)
----------	---	------------	------------	---

STEP-BY-STEP PROCEDURE FOR NORMALIZATION AND PREPARATION OF RESULT:

Step-1: Distribution of Examinees in two shifts:

Candidates have to be distributed into two sessions randomly so that each session has approximately equal number of candidates. These two sessions would be as follows:

Session-1: Day-1 Shift-1, **Session-2:** Day-1 Shift-2

In the event of more number of days or less number of shifts, the candidates will be divided accordingly.

This will ensure that there is no bias in the distribution of candidates who shall take the examination. Further, with a large population of examinees spread over the entire country the possibility of such bias becomes remote.

Step-2: Preparation of Results for each Session:

The examination results for **each session** would be prepared in the form of

- Raw Scores
- Percentiles Scores of Total raw scores.

The Percentiles would be calculated for each candidate in the Session as follows:

Let TP1 be the Percentile Scores of Total Raw Score of that candidate.

$$\text{Total Percentile (TP1) : } 100 \times \frac{\text{No. of candidates appeared from the session with raw score EQUAL TO OR LESS than T1 score}}{\text{Total No. of candidates appeared in the session}}$$

Step-3: Compilation of NTA score and Preparation of Result:

The Percentile scores for the Total Raw Score for all the sessions (**Session-1:** Day-1 Shift-1, **Session-2:** Day-1 Shift-2) **as calculated in Step-2 above would be merged and shall be called the NTA scores which will then be used for compilation of result and further processing for deciding the allocation.**

In the events of the percentiles for the multi-shifts being dissimilar / unequal, the lowest will be the eligibility cut-off for that category for all candidates (i.e. all shifts).

For Example: In an the examination held in two shifts, if the 40% marks correspond to a Percentile score of 78 in Shift 1 and 79 in Shift 2, then all those equal to or above 78 percentiles (Percentile score of 100 to 78) in both shifts will become eligible in General Category. Similar method will be adopted for the other categories to determine eligibility cut-offs.

In case the examination is held in more number of shifts the same principle shall apply.

Computer Based Test (CBT)

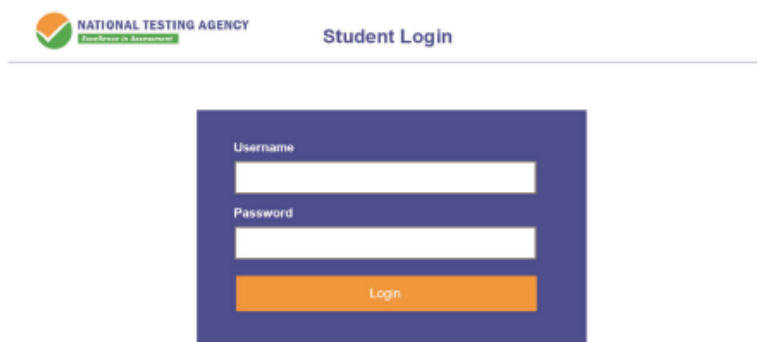
The major examinations being conducted by NTA will be Computer Based Test (CBT). A CBT requires candidates to sit in front of a computer terminal (node) allocated to them against their Roll number and Admit card. After logging the candidate will get detailed instructions for the examinations. At the designated time of start of examination, the candidates will be able to proceed and see the questions on the computer screen using the computer mouse. Candidates will have the option to change / modify/ edit / answers already entered any time during the examination.

Procedure for appearing in Computer Based Test (CBT):

(Sample/mock test will be available on UGC NET website: www.ntanet.nic.in in November, 2018 for hands on practice)

- A computer terminal (node) indicating roll number will be allocated to each candidate. Candidates should find and sit on their allocated computers only. Any candidate found to have changed room/hall or the computer on their own other than the one allotted would lead to cancellation of candidature and no plea in this regard would be entertained.
- For login, the candidate will have to enter **login-ID and password**. The computer terminal allotted to the candidate will display WELCOME login screen, Candidate's photograph and NET subject opted by the candidate.

Candidate Login Page



NATIONAL TESTING AGENCY
Confidence in Assessment

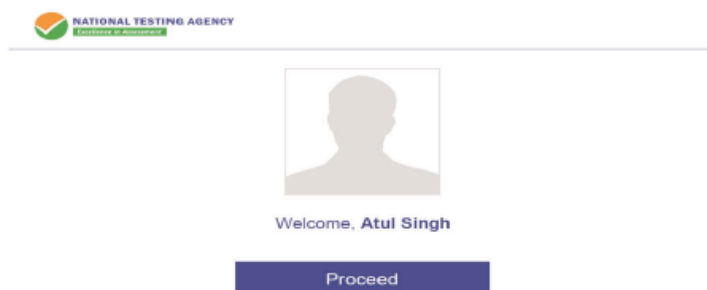
Student Login

Username


Password

Login

Candidate Welcome Screen



NATIONAL TESTING AGENCY
Confidence in Assessment



Welcome, Atul Singh

Proceed



- After login, the candidate shall be able to see the detailed instructions for the examination. Candidates are advised to go through the instructions carefully regarding the type of questions and marking scheme. At the designated time of start of the examination, the candidates will be able to proceed and see the questions on the computer screen.

General Instruction Page

View in : English

Please read the instructions carefully

General Instructions:

1. Total duration of examination is 60 minutes.
2. The clock will be set at the server. The countdown timer in the top right corner of screen will display the remaining time available for you to complete the examination. When the timer reaches zero, the examination will end by itself. You will not be required to end or submit your examination.
3. The Question Palette displayed on the right side of screen will show the status of each question using one of the following symbols:
 - 1 You have not visited the question yet.
 - 2 You have not answered the question.
 - 3 You have answered the question.
 - 4 You have NOT answered the question, but have marked the question for review.
 - 5 The question(s) "Answered and Marked for Review" will be considered for evaluation.The Marked for Review status for a question simply indicates that you would like to look at that question again.
4. You can click on the ">" arrow which appears to the left of question palette to collapse the question palette thereby maximizing the question window. To view the question palette again, you can click on "<" which appears on the right side of question window.
5. You can click on your "Profile" image on top right corner of your screen to change the language during the exam for entire question paper. On clicking of Profile image you will get a drop-down to change the question content to the desired language.
6. You can click on  to navigate to the bottom and  to navigate to the top of the question area, without scrolling.

Navigating to a Question:

7. To answer a question, do the following:
 - a. Click on the question number in the Question Palette at the right of your screen to go to that numbered question directly. Note that using this option does NOT save your answer to the current question.
 - b. Click on **Save & Next** to save your answer for the current question and then go to the next question.
 - c. Click on **Mark for Review & Next** to save your answer for the current question, mark it for review, and then go to the next question.

Answering a Question :

8. Procedure for answering a multiple choice type question:
 - a. To select your answer, click on the button of one of the options
 - b. To deselect your chosen answer, click on the button of the chosen option again or click on the **Clear Response** button
 - c. To change your chosen answer, click on the button of another option
 - d. To save your answer, you MUST click on the **Save & Next** button
 - e. To mark the question for review, click on the **Mark for Review & Next** button.
9. To change your answer to a question that has already been answered, first select that question for answering and then follow the procedure for answering that type of question.

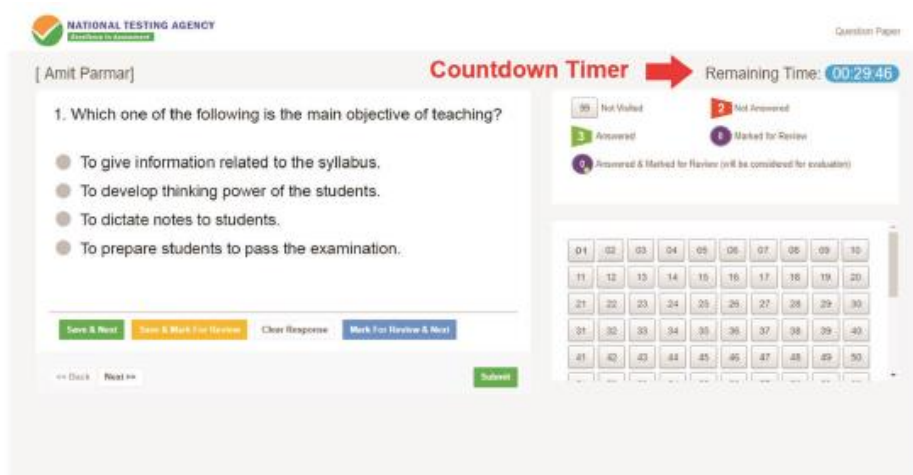
Navigating through sections:

10. Sections in this question paper are displayed on the top bar of the screen. Questions in a section can be viewed by clicking on the section name. The section you are currently viewing is highlighted.
11. After clicking the **Save & Next** button on the last question for a section, you will automatically be taken to the first question of the next section.
12. You can shuffle between sections and questions anytime during the examination as per your convenience only during the time stipulated.
13. Candidate can view the corresponding section summary as part of the legend that appears in every section above the question palette

The keyboard attached to the computer, if any, will be disabled during the entire duration of the examination. Depending on the type of question, the answers to questions can either be entered by clicking on the virtual on-screen keyboard (numeric or otherwise) using the computer mouse or by clicking the chosen option(s) using the computer mouse. Candidates will have the option to change/modify answers already entered anytime during the entire duration of the examination.

In case the computer/mouse allotted to any candidate malfunctions anytime during the test, he/she will be immediately allotted another computer system and the time lost due to this will be adjusted in the server so as to give the candidate the full allotted time.

The on-screen computer clock counter of every candidate will be set at the server. The countdown timer in the top right side of computer screen will display the time remaining (in minutes) available for the candidate to complete the examination. When the timer reaches zero, the examination will end by itself. Candidate will not be required to end or submit the examination.



- (d) The Question Palette displayed on the right side of screen will show the status of each question using one of the following symbols:



The question(s) “Answered and Marked for Review” status for a question indicates that candidate would like to have a relook at that question again. A candidate has the option of answering a question and simultaneously “Marked for Review”, these answers will be considered for evaluation. However, if a candidate has simply put “Marked for Review” for a question without answering it, the corresponding question marked for review without an answer will not be considered for evaluation. It may be noted that a candidate can return to any “Marked for Review” question any time during the examination by clicking on the corresponding question number icon displayed on the Question Palette of the corresponding section.

- (e) Candidate can click on the “>” arrow which appears to the left of question palette to collapse the question palette thereby maximizing the question viewing window. To view the question palette again, candidate can click on “<” which appears on the right side of question window.
- (f) Candidate can click on to navigate to the bottom and to navigate to the top of the question area, without scrolling. Using the computer mouse the candidate can scroll up and down the question viewing area for viewing the entire question.
- (g) The full paper can be viewed by clicking the “Question Paper” icon on the top right corner of the screen.
- (h) Blank Sheets for doing rough work/calculations shall be provided to the candidates. The Blanks Sheets would have a Header page for the candidates to write down his/her Name and Roll Number. All calculations/writing work are to be done only in the Blank Sheets provided at the centre in the examination Room/Hall and on completion of the test candidates must hand over the rough sheets to the invigilator on duty in the Room/Hall.
- (i) Navigating to a Question To navigate between questions within a Paper, candidate needs to do the following:

- (a) Click on the question number in the Question Palette at the right of the screen to go to that numbered question directly. Note that using this option does NOT save the answer to the currently displayed question.
- (b) Click on “Save & Next” to save the answer of any question. Clicking on “Save & Next” will save the answer for the current question and the next question will be displayed on the candidate’s computer screen.
- (c) Click on “Mark for Review & Next” to mark a question for review (without answering it) and proceed to the next question.



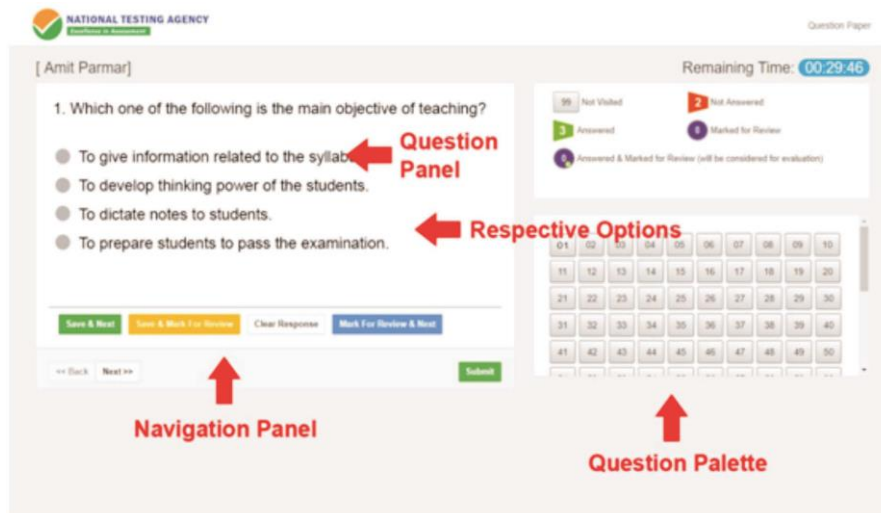
(j) Answering a Question

To navigate between questions within a Paper, candidate needs to do the following:

- (i) Procedure for answering a multiple choice type question:
 - (a) To select the option(s), click on the corresponding button(s) of the option(s).
 - (b) To deselect the chosen answer, click on the button of the chosen option again or click on the “Clear Response” button.
 - (c) To save the answer, **the candidate MUST click on the “Save & Next” button.**
 - (d) To mark the question for review (without answering it), click on the “Mark for Review & Next” button.

(k) Navigating through sections:

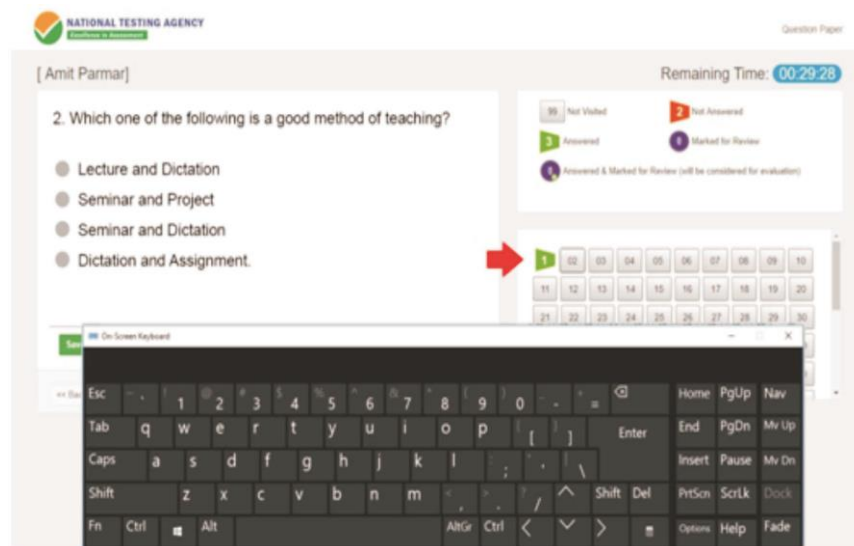
- (i) Sections in the question paper are displayed on the top bar of the screen. Questions in a section can be viewed by clicking on the section name. The section in which candidate is currently viewing will be highlighted.
- (ii) After clicking the “Save & Next” button on the last question for a section, candidate will automatically be taken to the first question of the next section.
- (iii) Candidate can shuffle between sections and questions within sections anytime during the examination as per the convenience only during the time stipulated.
- (iv) Candidate can view the corresponding section summary as part of the legend that appears in every section above the question palette.



(I) **Procedure for answering questions that require inputs from on-screen virtual key board (numeric or otherwise):**

- (a) Candidate will have to use the on-screen virtual keyboard (that would be displayed just below the question statement of these types of questions) and the attached computer mouse to enter his/her answer in the space provided for answer.

On Screen Virtual Keyboard



- (b) The answer can be changed, if required, anytime during the test. To save the answer, the candidate MUST click on the "Save & Next" button.
- (c) To mark the question for review (without answering it), click on the "Mark for Review & Next" button.

Candidate will have the option to change previously saved answer of any question, anytime during the entire duration of the test. To change the answer to a question that has already been answered, first select the corresponding question from the Question Palette, then click on "Clear Response" to clear the previously entered answer and subsequently follow the procedure for answering that type of question.

(m) **ROUGH WORK:**

All calculations/writing work are to be done only in the rough sheet provided at the centre in the examination Room/Hall and on completion of the test candidates must hand over the rough sheets to the invigilator on duty in the Room/Hal

NTA: Test Practice Centres (TPCs)

The NTA as part of its objectives, will, inter-alia conduct efficient, transparent and international standard tests to assess the competency of candidates for admission, and recruitment purposes, undertake research on educational, professional and testing systems to identify gaps in the knowledge systems and take steps for bridging them, identify experts and institutions in setting examination questions and produce and disseminate information and research on education and professional development standards.

The major examinations being conducted by NTA will be Computer Based Test (CBT). A CBT requires candidates to sit in front of a computer terminal (node) allocated to them against their Roll number and Admit Card. After logging the candidate will get detailed instructions for the examinations. At the designated time of start of examination, the candidates will be able to proceed and see the questions on the computer screen using the computer mouse. Candidates will have the option to change / modify/ edit / answers already entered any time during the examination.

What is a Test Practice Centre (TPCs)?

The Ministry of Human Resource Development has mandated the NTA to set up, establish and create a network of Tests Practice Centres for candidates, especially in remote and rural areas to enable them to practice and be comfortable in taking a Computer Based Test (CBT). This facility will be completely free of cost. Candidates can register online (on NTA website) where they will be provided a convenient TPC near to their location to practice on a given computer node. This will facilitate and ease the process of being able to take a Computer Based Test (CBT). The entire experience of using a computer will be as close to the actual experience of taking a CBT. All efforts will also be made to provide practice tests and questions so that candidates can familiarize themselves with logging into the system, go through the detailed instructions regarding the test, use the mouse or numeric keyboard on screen (virtual) for attempting each question, scroll down to the next question, navigate between questions, review and edit their options and submit questions.

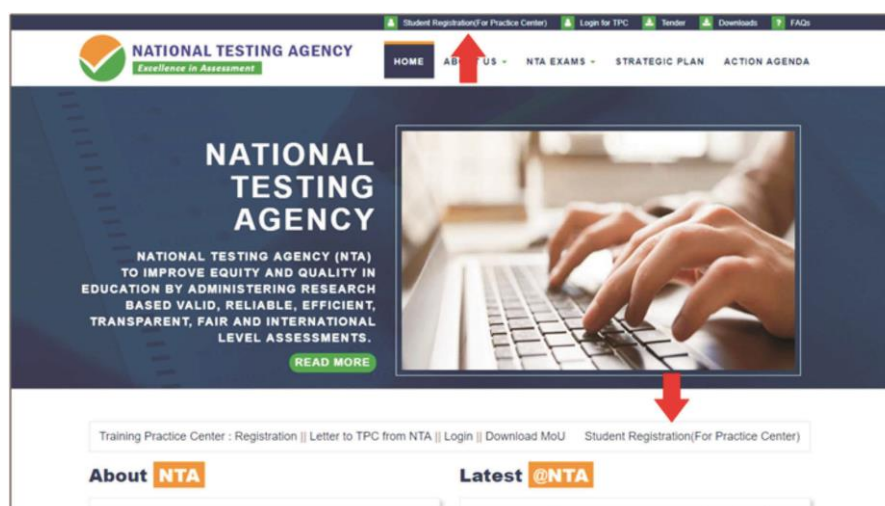
The objective of TPCs will primarily be to organize test practice for the upcoming NTA examinations.

An NTA APP has also been developed which will enable the students to choose the nearest TPCs (July 2018).


Set of Instructions on How to Register for a TPCs

Step 1: Visit NTA official website for Registration as a candidate for the Test Practice Centre.(TPC)

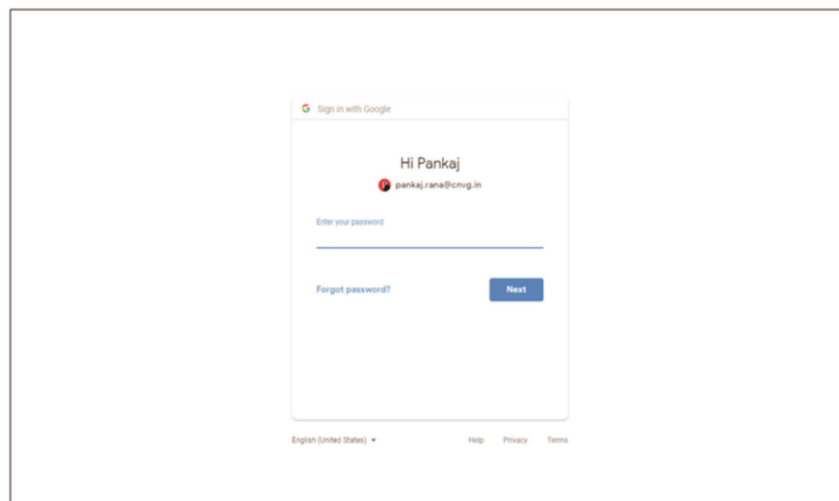
Visit Website URL: <https://nta.ac.in/> and click on the link “Student Registration (For Practice Center)”



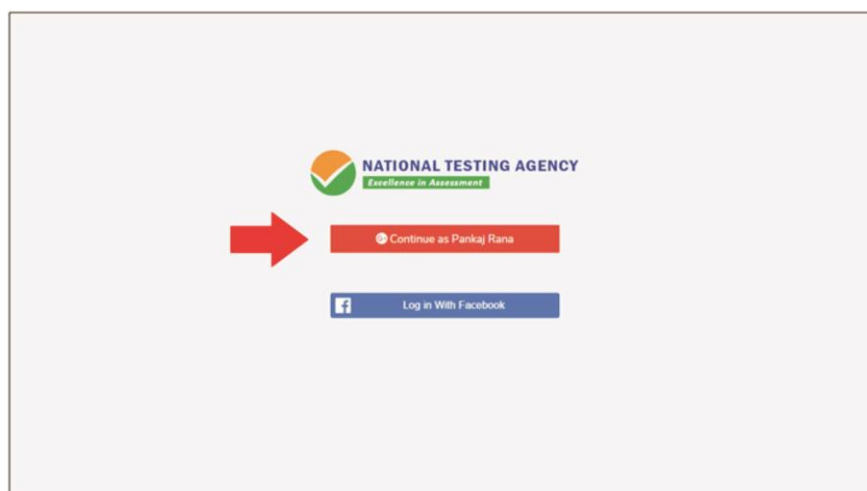
Step 2: Selecting Gmail or Facebook Login
Select login method: Gmail or Facebook



Step 3: Entering Gmail Username & Password
For gmail login candidate must enter email id & password



Step 4: Selecting Gmail Account
After authentication candidate has to click on selected Gmail Id.



Step 5: Enter Personal Information

After login confirmation student will be redirected to registration

The screenshot shows the National Testing Agency registration form at Step 5: Enter Personal Information. The header includes the NTA logo and the user's name, Pankaj Rana. A progress bar at the top indicates four steps: 1. Personal Detail (active), 2. Contact Detail, 3. Academic / Exam Detail, and 4. Exam Detail. The form fields are as follows:

- First Name: * (PANKAJ)
- Last Name: * (RANA)
- Father Name: *
- Select Gender: * (dropdown menu)
- Date of Birth: * (dd-mm-yyyy)
- Age: *
- Upload Passport Size Photo (Choose File, No file chosen)
- Upload Photo Id Proof (Choose File, No file chosen)

Navigation buttons: Previous, Next.

Step 6: Enter Contact Information

Candidate needs to enter contact information

The screenshot shows the National Testing Agency registration form at Step 6: Enter Contact Information. The header includes the NTA logo and the user's name, Pankaj Rana. A progress bar at the top indicates four steps: 1. Personal Detail, 2. Contact Detail (active), 3. Academic / Exam Detail, and 4. Exam Detail. The form fields are as follows:

- Email Address: * (PANKAJ.RANA@NTA.GOV.IN)
- Mobile Number: *
- Residential Address: *
- State: * (dropdown menu)
- District: * (dropdown menu)
- City: *
- Pin Code: *

Navigation buttons: Previous, Next.

Step 7: Enter Academic Information

Candidate needs to enter academic information.

The screenshot shows the National Testing Agency registration form at Step 7: Enter Academic Information. The header includes the NTA logo and the user's name, Pankaj Rana. A progress bar at the top indicates four steps: 1. Personal Detail, 2. Contact Detail, 3. Academic / Exam Detail (active), and 4. Exam Detail. The form fields are as follows:

- School or Institute - Attending / Last Attended: *
- Enrollment Number Optional

Navigation buttons: Previous, Next.

Step 8: Enter Exam Information

Candidate needs to enter exam information.

NATIONAL TESTING AGENCY
Excellence in Assessment

Hello, Pankaj Rana

1 Personal Detail 2 Contact Detail 3 Academic / Exam Detail 4 Exam Detail

Select Interested Exam Type : *
Select Exam Type

Number of attempts already taken

Previous Submit

Step 9: Center Selection Dashboard

List of available center location sorted on the basis of Candidate's current geo location.

NATIONAL TESTING AGENCY
Excellence in Assessment

Pankaj Rana
PANKAJRANA@NTA.IN

Select Exam Center

Booking History

List of all exam center
Select Five Center Preference Wise

Show 10 entries

Search

Sr	Center Detail	State	District	Preference	Select
1	Jss academy of technical education Address : Jss academy of technical education c-2013 sector -62, noida Distance : 1 Km	Uttar Pradesh	Gautam Buddha Nagar		<input type="checkbox"/>
2	Ims noida Address : A- 8b ims noida sector-62 near ericsson building Distance : 2 Km	Uttar Pradesh	Gautam Buddha Nagar		<input type="checkbox"/>
3	Indrapuram public school Address : Indrapuram public school 6, nyaya khand-i, indrapuram ghaziabad, up Distance : 2 Km	Uttar Pradesh	Ghaziabad		<input type="checkbox"/>
4	East point school Address : Fc-26, dallipura, vasundhara enclave, delhi Distance : 3 Km	Delhi	East Delhi		<input type="checkbox"/>
5	Manav rachna international school Address : D-196 sector-51 Distance : 3 Km	Uttar Pradesh	Gautam Buddha Nagar		<input type="checkbox"/>

Select Appointment

Step 10: Five Center Selection

Candidate needs to select any 5 Centers in the order of preference.

NATIONAL TESTING AGENCY
Excellence in Assessment

Pankaj Rana
PANKAJRANA@NTA.IN

Select Exam Center

Booking History

List of all exam center
Select Five Center Preference Wise

Show 10 entries

Search

Sr	Center Detail	State	District	Preference	Select
1	Jss academy of technical education Address : Jss academy of technical education c-2013 sector -62, noida Distance : 1 Km	Uttar Pradesh	Gautam Buddha Nagar	1	<input checked="" type="checkbox"/>
2	Ims noida Address : A- 8b ims noida sector-62 near ericsson building Distance : 2 Km	Uttar Pradesh	Gautam Buddha Nagar	2	<input checked="" type="checkbox"/>
3	Indrapuram public school Address : Indrapuram public school 6, nyaya khand-i, indrapuram ghaziabad, up Distance : 2 Km	Uttar Pradesh	Ghaziabad	Select	<input checked="" type="checkbox"/>
4	East point school Address : Fc-26, dallipura, vasundhara enclave, delhi Distance : 3 Km	Delhi	East Delhi	3	<input checked="" type="checkbox"/>
5	Manav rachna international school Address : D-196 sector-51 Distance : 3 Km	Uttar Pradesh	Gautam Buddha Nagar	Select	<input checked="" type="checkbox"/>

Select Appointment

Step 11: Schedule Selection

Candidate needs to select sessions from the 6 sessions given

NATIONAL TESTING AGENCY

Pankaj Rana
PANKAJRANA@CNVGLN

Select Exam Center

Booking History

Select Appointment
Select appointment date and time.

Preference 1 : JSS Academy of Technical Education
Preference 2 : IMS NOIDA
Preference 3 : Indrapuram Public School
Preference 4 : EAST POINT SCHOOL
Preference 5 : MANAV RACHNA INTERNATIONAL SCHOOL

01 Sep 2018, Sat	02 Sep 2018, Sun	08 Sep 2018, Sat
09 Sep 2018, Sun	15 Sep 2018, Sat	16 Sep 2018, Sun

Proceed

Step 12: Review the Center Selection & Schedule Selection

Candidate needs to review the selection and after reviewing click on “Confirm Appointment”

NATIONAL TESTING AGENCY

Pankaj Rana
PANKAJRANA@CNVGLN

Select Exam Center

Booking History

Selected Appointment Center & Schedule
Click on Confirm Information if all information is correct.

Preference : 1	JSS Academy of Technical Education
Preference : 2	IMS NOIDA
Preference : 3	Indrapuram Public School
Preference : 4	EAST POINT SCHOOL
Preference : 5	MANAV RACHNA INTERNATIONAL SCHOOL
Booking Date	02 Sep, 2018

Confirm Appointment

Step 13: Center Selection Confirmation

Candidate can see that the data entered has been submitted

NATIONAL TESTING AGENCY

Pankaj Rana
PANKAJRANA@CNVGLN

Select Exam Center

Booking History

Dear Student, your center selection has been approved for date 02, Sep 2018. However it is subject to availability of minimum number of candidates in that center.

Preference : 1
JSS Academy of Technical Education
JSS Academy of Technical Education C-201 Sector -62, Noida

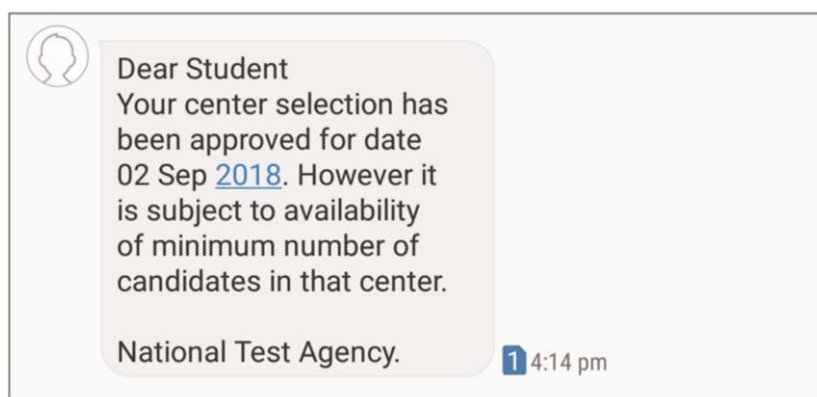
Preference : 2
IMS NOIDA
A- 88 IMS NOIDA SECTOR-62 NEAR ERICSSON BUILDING

Preference : 3
Indrapuram Public School
Indrapuram Public School 6, Nitya Khadi-I, Indrapuram Ghaziabad, UP

Preference : 4
EAST POINT SCHOOL
FC-26, DALLUPURA, VASUNDHARA ENCLAVE, DELHI

Preference : 5
MANAV RACHNA INTERNATIONAL SCHOOL
D-196 SECTOR-51

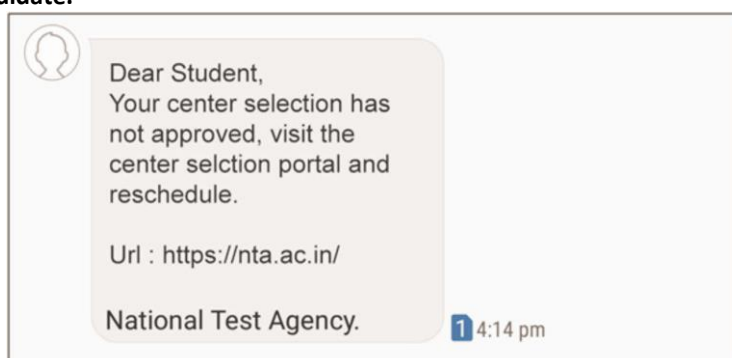
Step 14: Text of approval on Candidate's registered mobile number.
Candidate gets the approval as SMS in the registered mobile number.


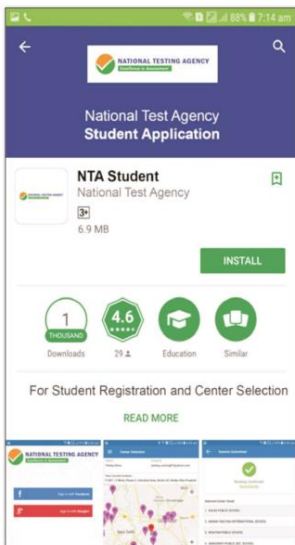




Step 15: Confirmation SMS on student's registered mobile number.
Candidate will get the confirmation SMS on the registered mobile number. This SMS will be used for entry at the Centre. The SMS will be sent two days in advance along with an e-mail at the registered e-mail Id



Step 16: In case the Candidate's center has not been confirmed an SMS of rescheduling the booking will be received by the Candidate.



Step 1: Search on Play Store for “NTA STUDENT APP”, click on the search result of NTA Student.	Step 2: After clicking on search result click on “INSTALL”
	

Step 3: Splash Screen: After Installation is completed, when we click on launcher icon on mobile.	Step 4: Selecting Gmail or Facebook Login
	

Step 5: Personal Detail - Page 1/2: Candidate needs to enter personal information.

Submit Detail

Personal Details Contact Details Academic / Exam Details

First Name

Last Name

Father Name

Gender

Select Gender

Date Of Birth

30/08/2018

Age

Age

Upload Photo Id Proof

NO IMAGE

Step 6: Personal Detail - Page 2/2: Candidate needs to enter personal information.

Submit Detail

Personal Details Contact Details Academic / Exam Details

30-01-2009

Age

Age

Upload Photo Id Proof

NO IMAGE

AVAILABLE

Upload Photo

NO IMAGE

AVAILABLE

Submit Details

Step 7: Contact Detail - Page 1/2: Candidate needs to enter Contact information.

Submit Detail

Personal Details Contact Details Academic / Exam Details

Email Id

Contact Number

Contact Number

Residential Address

Residential Address

State

Andaman and Nicobar

District

Nicobar

City

City

Pincode

Pincode

Step 8: Contact Detail - Page 2/2: Candidate needs to enter Contact information.

Submit Detail

Personal Details Contact Details Academic / Exam Details

Contact Number

Contact Number

Residential Address

Residential Address

State

Andaman and Nicobar

District

Nicobar

City

City

Pincode

Pincode

Submit Detail

Step 9: Academic and Examination Detail: Candidate needs to enter Academic and Examination Information.

Step 10: Select the nearest Center: Candidate needs to tap on the nearest pointer (any five).

Step 11: Select the nearest Center: After selecting the nearest five centers.

Step 12: Reviewing the selected center: Candidate needs to review the selected center.

Step 13: Select Schedule: Candidate needs to select any one from the 6 coming session.

The screenshot shows a mobile app interface titled "Select Schedule". At the top, there is a "Selected Center" section with five preferences listed: KALKA PUBLIC SCHOOL, MANAV RACHNA INTERNATIONAL SCHOOL, KHAITAN PUBLIC SCHOOL, SARASWATI PUBLIC SEC. SCHOOL, and Shambhu Dayal Global School. Below this is an "Available Schedule" section with six radio button options for dates: 01 Sep 2018, Sat; 02 Sep 2018, Sun; 08 Sep 2018, Sat; 09 Sep 2018, Sun; 15 Sep 2018, Sat; and 16 Sep 2018, Sun. At the bottom is a blue button labeled "Confirm Session".

Step 14: Select Schedule: After selecting the schedule click on "Confirm Schedule".

This screenshot is identical to the previous one, but the radio button for "02 Sep 2018, Sun" is now selected, indicated by a blue dot. The "Confirm Session" button remains at the bottom.

Step 15: Thank You Screen: If candidate taps on "Confirm Session", the booking will be successfully confirmed.

The screenshot shows a "Session Submitted" screen with a green checkmark icon and the text "Booking Confirmed Successfully". Below this, it lists the "Selected Center Detail:" with the same five schools as in the previous steps. Under "Selected Schedule Detail:", it shows the "Date" as "02 Sep 2018, Sun". At the bottom is a blue button labeled "HOME".

FORMAT OF THE CERTIFICATE FOR THE CANDIDATES UNDER PERSONS WITH DISABILITY CATEGORY (PwD)**NAME & ADDRESS OF THE INSTITUTE/HOSPITAL ISSUING THE CERTIFICATE**

Certificate No. :

Date:

Affix Recent
Passport size
Attested
Photograph
here

CERTIFICATE FOR PERSONS WITH DISABILITIES

This is to certify that Shri/Smt/Kum*) _____
son/daughter* of Shri _____ Age _____ years, Registration No. _____
_____ is a case of Locomotor disability/Cerebral Palsy/Blindness/Low
vision/Hearing impairment/Other disability* and has been suffering from degree of disability not less
than _____ % (_____).

The details of his/her above mentioned disability is described below:

(IN CAPITAL LETTERS)

Note:-

1. This condition is progressive/non-progressive/likely to improve/not likely to improve.*
2. Re-assessment is not recommended/is recommended after a period of _____ months/years.
3. The certificate is issued as per PWD Act, 1995.

* Strike out whichever is not applicable.

Sd/-
(DOCTOR)

Seal

Sd/-
(DOCTOR)

Seal

Sd/-
(DOCTOR)

Seal

Signature/Thumb impression of the person

**Countersigned by the
Medical Superintendent/CMO/
Head of Hospital (With Seal)**

Certificate regarding physical limitation in an examinee to write

This is to certify that, I have examined Mr/Ms/Mrs _____ (name of the candidate with disability), a person with _____ (nature and percentage of disability as mentioned in the certificate of disability), S / o / D / o _____, a resident of _____ (Village/District/State) and to state that he/she has physical limitation which hampers his/her writing capabilities owing to his/her disability.

Signature
Chief Medical Officer/ Civil Surgeon/ Medical Superintendent of a
Government health care institution

Name & Designation
Name of Government Hospital/Health Care Centre with Seal

Place:

Date:

Note:

Certificate should be given by a specialist of the relevant stream/disability (eg. Visual impairment – Ophthalmologist, Locomotor disability – Orthopedic specialist/PMR).

Letter of Undertaking for Using Own Scribe

I _____, a candidate with _____ (name of the disability) appearing for the _____ (name of the examination) bearing Roll No. _____ at _____ (name of the centre) in the District _____, _____ (name of the State). My qualification is _____.

I do hereby state that _____ (name of the scribe) will provide the service of scribe/reader/lab assistant for the undersigned for taking the aforesaid examination.

I do hereby undertake that his qualification is _____. In case, subsequently it is found that his qualification is not as declared by the undersigned and is beyond my qualification, I shall forfeit my right to the post and claims relating thereto.

(Signature of the candidate with Disability)

Place:

Date:

UNIVERSITIES (TENTATIVE) FOR ADMISSION IN BACHELOR DEGREE PROGRAMMES IN AGRICULTURE AND ALLIED SCIENCE SUBJECTS THROUGH AIEEA-UG-2019, ADDRESSES AND CONTACT NUMBERS

S. No.	Name & Address of University	Tel. No. of Registrar with STD Code	Fax No. of Registrar
A. ICAR INSTITUTE BASED DEEMED-TO-BE UNIVERSITIES			
1.	National Dairy Research Institute, Karnal-132 001 (Haryana)	0184-2259008, 2259574	0184-2250 042, 0184-2272392
B. STATE AGRICULTURAL/ VETERINARY UNIVERSITIES			
2.	Acharya N.G. Ranga Agricultural University, Guntur (AP)	040-24015 122	040-24018 653
3.	Anand Agricultural University, Anand-388 110 (Gujarat)	02692-261 310	02692-261 310
4.	Assam Agricultural University, Jorhat-785013 (Assam)	0376-2340 008	0376-2340 001
5.	Bidhan Chandra Krishi Viswavidyalaya, Mohanpur, Nadia-741 252 (West Bengal)	033-25878 163	03473-222 273
6.	Bihar Agricultural University, Sabour Distt. Bhagalpur 813210 (Bihar)	06274-240239	0641-2452604
7.	Birsa Agricultural University, Kanke, Ranchi-834006. (Jharkhand)	0651-2450 832	0651-2450 832
8.	C.S. Azad University of Agri. & Technology, Kanpur-208 002 (UP)	0512-2533 704	0512-2533 808
9.	Chhattisgarh Kamdhenu Vishwavidyalaya, Anjora, Durg-491 001 (CG)	0771-2103471	0771-14223614
10.	Dr. Yashwant Singh Parmar Univ. of Horticulture & Forestry, Solan, Nauni-173 230 (HP)	01792-252 219	01792-252 009
11.	Dr. Y. S. R. Horticultural University, D. C. C. Bank Building, P.B. No. 7, Tadepalligudem-534101, West Godavari Distt. (AP)	08816-284445	02692-261 520
12.	G.B. Pant University of Agri. & Technology, Pantnagar, Distt. Udham Singh Nagar-263 145 (Uttarakhand)	05944-233 640	05944-233 640 05944-233 473
13.	Jawaharlal Nehru Krishi Viswavidyalaya, Adhartal, Jabalpur-482 004 (MP)	0761-2481 778	0761-2481 778
14.	Junagadh Agricultural University, Junagadh-362 001 (Gujarat)	0285-2672 346	0285-2672 482
15.	Kerala Agricultural University, Vellanikkara, Thrissur-680 656 (Kerala)	0487-2371 619	0487-2370 019 0487-2370 432
16.	Kerala Veterinary & Animal Sciences University, Pookot Wayanad -673576 (Kerala)	0487-2373644	0487-2373043
17.	Maharana Pratap University of Agriculture & Technology, Udaipur-313 001 (Rajasthan)	0294-2471 302	0294-2471 302

18.	Navsari Agricultural University, Eru Char Rasta, Vijalpore, Navsari-396 450 (Gujarat)	02637-282 823	02637-283794
19.	Orissa University of Agriculture & Technology, Siripur, Bhubaneswar, Khurda, 751 003 (Odisha)	0674-2397424	0674-2397424
20.	Punjab Agricultural University, Ludhiana-141 004 (Punjab)	0161-2400 955	0161-2400955
21.	Swami Keshwanand Rajasthan Agricultural University, Bikaner-334 006 (Rajasthan)	0151-2250025	0151-2250025
22.	Sardar Vallabh Bhai Patel Univ. Of Agriculture & Technology, Modipuram, Meerut-250 110 (UP)	0121-2888502	0121-2888525
23.	Sher-E-Kashmir University of Agril. Sciences & Technology, Railway Road, Jammu-180 012 (J&K)	0191-2262012	0191-2262012
24.	Sher-E-Kashmir Univ. of Agril. Sciences & Technology of Kashmir, Shalimar, Srinagar-191 121 (J&K)	0194-2461 271	0194-2461 271
25.	Tamil Nadu Fisheries University, First Line Beach Road Nagapattinam – 611 001 (Tamil Nadu)	04365-241444	04365–240087
26.	Tamil Nadu Veterinary & Animal Sciences University, Chennai-600 051 (Tamil Nadu)	044-25551 584	044-25551 585
27.	University of Agricultural Sciences, GKVK, Bengaluru-560 065(Karnataka)	080-23330 984	080-23330 277
28.	University of Agricultural and Horticultural Sciences, No. 126, Navile, Shimoga -577204 (Karnataka)	08182-270705	08182-2777295 08182-279263
29.	University of Horticultural Sciences, Sector No. 60, Navanagar, Bagalkot-587102. (Karnataka)	08354-201351	08354-235152
30.	West Bengal University of Animal & Fishery Sciences, 68 KB Sarani, Belgachia, Kolkata-700 037(West Bengal)	033-2556 3123	033-25571986
31.	SKN Agriculture University, Jobner-303329, Distt. Jaipur (Rajasthan)	01425-254022	01425-254022
32.	Agriculture University, Kota Borkhera, Baran Road, Post Box Number 20 Kota-324001 (Rajasthan)	0744-2321205	0744-2321203
33.	Prof. Jayashankar Telangana State Agricultural University, Hyderabad-500030 (Telangana)	040-24015226	040-24016688
34.	Sri Konda Laxman Telangana State Horticultural University Rajendra nagar, Hyderabad - 500030, (Telangana)	040-2401 4301	040-2401 4301
35.	University of Agricultural Sciences Dharwad-580005, Karnataka	0836-2747958	0836-2745276
36.	Sardar krushinagar-Dantiwada Agricultural University, Sardar krushinagar, Distt. Banaskantha-385 506 (Gujarat)	02748-278226	02748-278234
37.	Sri Venkateswara Veterinary University, Tirupati, (AP)-517502	08772-248894	08772-248881
38.	Allahabad School of Agriculture, Allahabad, Sam Higginbottom University of Agriculture, Technology & Science, Allahabad (U.P.) - 211007	0532-2684781	0532-2684394
39.	Faculty of Fisheries, Kerala University of Fisheries & Ocean Studies, Kochi Kerala-682506	0484-2703782	0484-2703782
40.	Rajmata Vijayaraje Schindia Krishi Vishwa Vidyalaya, Gwalior (MP)	0751-2970519	

C. CENTRAL AGRICULTURAL UNIVERSITIES			
41.	Central Agricultural University, P.O. Box 23, Imphal-795 004 (Manipur)	0385-2410644	0385–2415196
42.	Dr. Rajendra Prasad Central Agricultural University, Pusa, Samastipur-848 125 (Bihar)	06274-240 239	06274-240277
43.	Rani Lakshmibai Central Agricultural University, Jhansi (UP) 110012	05102-730555	
D. CENTRAL UNIVERSITIES WITH AGRICULTURE FACULTY			
44.	Banaras Hindu University (Institute of Agricultural Sciences), Varanasi-221 005 (UP)	0542-2368558	0542-2368 418
45.	Nagaland University (School of Agril. Sciences & Rural Development), Medziphema-797 106 (Nagaland)	03862-247 255	03862-247 113

CASTE CERTIFICATE FOR SCHEDULED CASTE / TRIBE CANDIDATE

1. This is to certify that Shri/Smt/Kumari.....Date of Birth
 Son/Daughter of.....of village/town
 in District/Division of State/Union Territorybelongs to theCaste/Tribe
 which is recognized as SC/ST under The Constitution (Scheduled Caste) Order, 1950. The Constitution
 (Scheduled Caste) Union Territories Order, 1951. The Constitution (Scheduled Tribes) Union Territories Order.
 1951, as amended by the SCs And STs List (Modification) Order. 1950; The Bombay Reorganization
 Act, 1960; The Punjab Reorganization Act, 1966; The State Of HP Act, 1970; The North Eastern Areas
 (Reorganization) Act, 1971 and the SCs And STs Order (Amendment) Act, 1976. The Constitution (Jammu
 & Kashmir) SC Order, 1956. The Constitution (Andaman & Nicobar Islands) SC Order 1959 as amended by
 SCs and STs Order (Amendment) Act,
 1976. The Constitution (Dadra And Nagar Haveli) SCs Order, 1962. The Constitution (Dadra And Nagar Haveli) STs
 Order, 1962. The Constitution (Pondicherry) SCs Order, 1964. The Constitution Scheduled Tribes (Uttar
 Pradesh) Order. 1967. The Constitution (Goa, Daman & Diu) SCs Order, 1968. The Constitution (Nagaland)
 STs Order. 1970. The Constitution (Sikkim) SCs Order, 1968 or any such Govt. of India directive applicable
 at the time of counseling.
2. Shri/Smt/Kumari.....and/or his/her family ordinarily reside(s) in Village/
 Town.....of District.....of State/Union Territory of.....
3. Applicable in the case of SC/ST persons who have migrated from State/Union Territory Administration
 to another State/Union Territory. The certificate is issued on the basis of the SC/ST Certificate to
 Shri/Smt..... father / mother of Shri/Smt/Kumari..... of
 Village/Town..... in District/Division..... of the
 State/ Union Territory who belongs to the
 Scheduled Caste/ Scheduled Tribe in the State/Union Territory issued by the.....
 (Name of the prescribed authority) vide their No..... Dated.....

Signature
 Designation (with Seal of Office)

Place.....(State/Union Territory)

Date.....

*Please delete the words which are not applicable. Please quote specific presidential order.

Note: The term ordinarily reside(s) used here has the same meaning as in section 20 of the representation of the people's act, 1950.

List of Authorities Empowered to Issue SC/ST Certificates

1. District Magistrate/Additional District Magistrate/Deputy Commissioner/Additional Deputy Commissioner/Deputy Collector/1st Class Stipendiary Magistrate/City Magistrate/Sub-divisional Magistrate/Taluka Magistrate/Executive Magistrate/Extra Assistant Commissioner not below the rank of 1st class Stipendiary Magistrate.
2. Chief Presidency Magistrate/Additional Chief Presidency Magistrate/Presidency Magistrate
3. Revenue Officers, not below the rank of Tehsildar
4. Sub-divisional Officer of the area where the candidate and/or his family normally resides
5. Administrator/Secretary to Administrator/Development Officer (Lakshadweep Islands)
6. Certificate issued by any other authority will be rejected.

**FORM OF CERTIFICATE TO BE PRODUCED BY OTHER BACKWARD CLASSES-NON CREAMY LAYER (OBC-NCL)
APPLYING FOR ADMISSION TO CENTRAL EDUCATIONAL INSTITUTIONS (CEIs), UNDER THE GOVERNMENT
OF INDIA**

This is to certify that Shri/Smt./Kum.Son/Daughter of
Shri/Smt. of Village/Town.....
District/Divisionin the..... State belongs to
the..... Community which is recognized as a backward class under:

- (i) Resolution No. 12011/68/93-BCC(C) dated 10/09/93 published in the Gazette of India Extraordinary Part I Section I No.186 dated 13/09/93.
- (ii) Resolution No. 12011/9/94-BCC dated 19/10/94 published in the Gazette of India Extraordinary Part I Section I No. 163 Dated 20/10/94.
- (iii) Resolution No. 12011/7/95-BCC dated 24/05/95 published in the Gazette of India Extraordinary Part I Section I No. 88 Dated 25/05/95.
- (iv) Resolution No. 12011/96/94-BCC dated 9/03/96.
- (v) Resolution No. 12011/44/96-BCC dated 6/12/96 published in the Gazette of India Extraordinary Part I Section I No. 210 Dated 11/12/96.
- (vi) Resolution No. 12011/13/97-BCC dated 03/12/97.
- (vii) Resolution No. 12011/99/94-BCC dated 11/12/97.
- (viii) Resolution No. 12011/68/98-BCC dated 27/10/99.
- (ix) Resolution no. 12011/88/98-bcc dated 6/12/99 published in the Gazette of India Extraordinary Part I Section I No. 270 dated 06/12/99.
- (x) Resolution no. 12011/36/99-bcc dated 04/04/2000 published in the Gazette of India Extraordinary Part I Section I No. 71 dated 04/04/2000.
- (xi) Resolution no. 12011/44/99-bcc Dated 21/09/2000 published in the Gazette of India Extraordinary Part I Section I No. 210 dated 21/09/2000.
- (xii) Resolution no. 12015/9/2000-bcc dated 06/09/2001. (xiii) Resolution no. 12011/1/2001-bcc dated 19/06/2003. (xiv) Resolution no. 12011/4/2002-bcc dated 13/01/2004.
- (xiii) Resolution No. 12011/9/2004-BCC dated 16/01/2006.
- (xiv) Resolution No. 12011/14/2004-BCC dated 12/03/2007.
- (xv) Resolution No.12011/16/2007-BCC dated 12/10/2007; Resolution No.12018/6/2005-BCC dated 30/07/2010; Resolution No. 12015/2/2007-BCC dated 18/08/2010; Resolution No. 12015/15/2008-BCC dated 16/06/2011; Resolution No.12015/13/2010-BC-II dated 08/12/2011; Resolution No.12015/5/2011-BC-II dated 17/02/2014; Resolution No. 20012/129/2009-BC-II dated 04/03/2014.

Shri/Smt./Kum.....and/or his family ordinarily reside(s) in the
.....District/Division of.....State.

This is also to certify that he/she does not belong to the persons/sections (Creamy Layer) mentioned in Column 3 of the Schedule to the Government of India, Department of Personnel & Training O.M. No. 36012/22/93-Estt.(SCT) Dated 08/09/93 which is modified vide OM No. 36033/1/2013 Estt.(Res.) dated 27th May, 2013.

Dated:.....

**District magistrate/ Deputy commissioner, etc
Seal**

Note:

(a) The term 'Ordinarily' used here will have the same meaning as in Section 20 of the Representation of the People Act, 1950.

(b) The authorities competent to issue Caste Certificates are indicated below:

- (i) District Magistrate / Additional Magistrate / Collector / Deputy Commissioner / Additional Deputy Commissioner / Deputy Collector/ Ist Class Stipendiary Magistrate / Sub-Divisional Magistrate / Taluka Magistrate / Executive Magistrate / Extra Assistant Commissioner (Not Below The Rank of Ist Class Stipendiary Magistrate).
- (ii) Chief Presidency Magistrate / Additional Chief Presidency Magistrate / Presidency Magistrate.
- (iii) Revenue Officer not below the rank of Tehsildar' and
- (iv) Sub-Divisional Officer of the area where the candidate and / or his family resides.

Declaration/undertaking - for OBC candidates only

I,son/daughter of Shri
resident of Village/Town/City.....DistrictState hereby declare
that I belong to the.....Community which is recognized as a Backward Class by the
Government of India for the purpose of reservation in services as per orders contained in Department of Personnel
and Training Office Memorandum No.36012/22/93- Estt.(SCT), dated 8/9/1993. It is also declared that I do not
belong to persons/ Sections (Creamy Layer) mentioned in Column 3 of The Schedule to the above referred Office
Memorandum, Dated 8/9/1993, which is Modified vide Department of Personnel and Training Office
Memorandum No. 36033/1/2013 Estt.(Res.) dated 27th May, 2013.

Place:

Signature of the Candidate

Date:.....

- **Declaration/undertaking not signed by candidate will be rejected.**
- **False declaration will render the applicant liable for termination of registration at any time.**

Creamy Layer Definition

OBC Creamy layer is defined comprehensively at <http://ncbc.nic.in/html/creamyayer.html>

All candidates for the OBC reserved seats should make sure that they do not satisfy any of the creamy layer criteria as listed in the website. Some general exclusion for quick reference (no way comprehensive) are as follows.

1. Any of the parents holds a constitutional position in Govt. of India
2. Any one of the parents is a class i officer.
3. Both the parents are class ii officers.
4. Any one of the parents is employed in an equivalent rank to class I officer or both parents equivalent to class II officer in a public sector, insurance companies, banks, universities or in other organizations
5. Land holdings on irrigated land are 85% or more of the statutory ceiling area.
6. Parents income is more than Rs.6 lakhs per year or Government of India directives applicable at the time of counseling.

Government of
(Name & Address of the authority issuing the certificate)

INCOME & ASSEST CERTIFICATE TO BE PRODUCED BY ECONOMICALLY WEAKER SECTIONS

Certificate No. _____

Date: _____

VALID FOR THE YEAR _____

This is to certify that Shri/Smt./Kumari _____ son/daughter/wife of _____ permanent resident of _____, Village/Street _____ Post Office _____ District _____ in the State/Union Territory _____ Pin Code _____ whose photograph is attested below belongs to Economically Weaker Sections, since the gross annual income* of his/her 'family'*** is below Rs. 8 lakh (Rupees Eight Lakh only) for the financial year _____. His/her family does not own or possess any of the following assets*** :

- I. 5 acres of agricultural land and above;
- II. Residential flat of 1000 sq. ft. and above;
- III. Residential plot of 100 sq. yards and above in notified municipalities;
- IV. Residential plot of 200 sq. yards and above in areas other than the notified municipalities.

2. Shri/Smt./Kumari _____ belongs to the _____ caste which is not recognized as a Scheduled Caste, Scheduled Tribe and Other Backward Classes (Central List)

Signature with seal of Office _____
Name _____
Designation _____

Recent Passport size
attested photograph of
the applicant

*Note1: Income covered all sources i.e. salary, agriculture, business, profession, etc.

**Note 2: The term "Family" for this purpose include the person, who seeks benefit of reservation, his/her parents and siblings below the age of 18 years as also his/her spouse and children below the age of 18 years

***Note 3: The property held by a "Family" in different locations or different places/cities have been clubbed while applying the land or property holding test to determine EWS status.

*Note 1: Income covered all sources i.e. salary, agriculture, business, profession, etc.



**Help Line No.
0120-6895200**

email for queries : icar@nta.ac.in



National Testing Agency

(An autonomous organization under the Department of Higher Education,
Ministry of Human Resource Development, Government of India)

Registered Office:

West Block – 1, Wing No. 6,
2nd Floor, R K Puram, New Delhi – 110066

Address for Correspondence:

Block C-20/1A/8, Sector 62, Gautam Budh Nagar,
Noida -201309 (UP)

Website:

www.nta.ac.in
www.icar@nta.ac.in